

# The right information for every need

The Drinks Special presents the comprehensive range of commercial appliances for use in the drinks sector. You'll find everything about the appliances for the presentation

of ice-cream in the Ice Cream Special. The Wine Special shows you the extensive range of Vinidor appliances, wine storage and multi-temperature wine cabinets.



Subject to modification. Printed in Germany by MZA. 6252/4/1.08

# Refrigerators and freezers for professional use 2008/2009



[www.liebherr.com](http://www.liebherr.com)

# LIEBHERR

Professional quality



## Contents

### Climate rating definitions

Climate rating SN = ambient temperatures  
from +10°C to +32°C

Climate rating N = ambient temperatures  
from +16°C to +32°C

Climate rating ST = ambient temperatures  
from +16°C to +38°C

Climate rating T = ambient temperatures  
from +16°C to +43°C

### Refrigerators

Forced-air refrigerators GN 2/1, ProfiPremiumline . . . . .	8 - 9
Forced-air refrigerators GN 2/1, ProfiLine . . . . .	10 - 11
Forced-air refrigerators GN 2/1 . . . . .	12 - 13
Forced-air bakery standard refrigerators, ProfiLine . . . . .	14 - 15
Forced-air bakery standard refrigerators . . . . .	16 - 17
Forced-air refrigerators . . . . .	18 - 23
Forced-air counter-top refrigerator . . . . .	24 - 25
Forced-air display refrigerators . . . . .	26 - 27
Refrigerators with static cooling . . . . .	28 - 31
Forced-air under-worktop appliances . . . . .	32 - 35
Chest coolers . . . . .	36 - 37

### Freezers

Forced-air freezers GN 2/1, ProfiPremiumline . . . . .	42 - 43
Forced-air freezers GN 2/1, ProfiLine . . . . .	44 - 45
Freezers with static cooling . . . . .	46 - 49
Forced-air bakery standard freezers, ProfiLine . . . . .	50 - 51
Freezers with display . . . . .	52 - 53
Chest freezers . . . . .	54 - 63

### Wine storage and multi-temperature wine cabinets

Wine cabinets for presenting and serving wine by the glass . . . . .	66 - 69
Vinidor range – temperature control and storage . . . . .	70 - 71
GrandCru multi-temperature wine cabinets . . . . .	72 - 74
Vinothek multi-temperature wine cabinets . . . . .	75
GrandCru wine storage cabinets . . . . .	76 - 79
Vinothek wine storage cabinets . . . . .	80 - 81

<b>Accessories</b> . . . . .	82 - 87
------------------------------	---------



## Professional appliances for commercial use

Exact standards of performance are expected of appliances in all areas of professional use where freshness ranks high in quality aspirations. Liebherr has therefore come up with a special range designed to fill the bill in terms of top refrigeration performance and select materials. Whether the appliances are used in environments where the ambient temperatures are high, the door has to be opened frequently, or large quantities of food or drinks have to be placed inside: the combination of high refrigerating capacity, high quality workmanship and fittings tailor-made for commercial needs means that they fulfill the highest professional standards.

# Quality right down to the smallest detail

The ProfiPremiumline and ProfiLine appliances from Liebherr offer all the plus points professionals seek in reliable refrigerators and freezers. High quality materials, efficient refrigeration components and precision workmanship right down to the smallest detail - they all go to guarantee the high quality of the Liebherr appliances.



## Practical and elegant - SwingLine design

The new SwingLine doors are easy to open with an ergonomically and hygienically designed full-length, integrated edge handle. There are no projecting parts to detract from a smooth workflow. The sturdy door is very easy to clean and the door seals are replaceable. The doors stay open at 90° and close automatically at less. The integrated lock is exceedingly sturdy and protects against unauthorised access. The hinges can be reversed.

## Professional refrigeration

The refrigeration units in conjunction with fan-assisted cooling and precision electronic controls are designed to fulfill the most exacting requirements. A specially developed air-ducting system ensures that the temperature is evenly distributed throughout the appliance. The efficient forced-air cooling system with twin fans ensures that the refrigerating capacity required is maintained even if the door is opened frequently and large quantities of fresh food are placed inside the appliance. Fan operation is stopped when the door is opened. The cold air is kept in the appliance, saving valuable energy. Defrosting takes place automatically. All the refrigeration components are integrated in the unit compartment, allowing good service access and releasing valuable internal storage space. The hinged unitpanel affords good access for cleaning or servicing purposes. Most models can be connected to central refrigeration systems and can be supplied appropriately prepared without refrigeration units.



## Versatile and hygienic - the inner liner

The inner liners comply to highest hygiene standards and are made of high quality 304-grade stainless steel. This guarantees that they are tough, versatile, very hygienic and easy to clean. Gastronorm containers slide in on the ribs in the same way as the GN 2/1 shelves. The maximum shelf load is an impressive 60 kg. Photo: Equipment



## Accurate and convenient - the electronic control system

Precision electronic controls combined with optimised refrigeration components ensure professional-style refrigeration. The controls are user-friendly and all have volt-free alarm contacts, permitting connection to central alarm systems. The integrated optical and acoustic door and temperature alarms warn you in case of unwanted fluctuations in temperature or if the door is not closed. The user-friendly electronic controller is integrated behind a hygienic membrane.



## Easy to clean

Hygiene is a major factor in areas where large quantities of food are used every day. All the models come with a 304-grade stainless steel inner liner with integrated support ribs. This makes the liners particularly simple and easy to clean without having to detach trayslides or ladderracks beforehand. The moulded liner base with generously radiused corners also features a cleaning drain.

## Top hygiene - good floor clearance

The tough, stainless steel clad legs are height-adjustable from 150 mm to 180 mm, allowing effortless cleaning of the floor under the appliances.

The new Gastronorm refrigerators in the Profi- Premiumline provide everything professionals could want in terms of freshness and convenience. State-of-the-art electronics combined with fine-tuned refrigeration components ensure the high performance of these appliances. The temperature can be set as required from -2 °C up to +15 °C even at ambient temperatures of up to 43 °C. The new, clearly

arranged, HACCP-compliant electronic controller comes with a serial interface for continuous temperature registration and a volt-free alarm contact for external fault warning. The 304 grade stainless steel finish (including exterior rear wall and exterior base) is corrosion-resistant and easy to clean, ensuring the hygiene to which professionals attach especial importance.



### Accurate and convenient - the electronic control system

The ProfiPremiumline's clear text electronic controller incorporating a real-time clock conforms to HACCP requirements. It comes with an RS 485 interface, a volt-free alarm contact and an infrared interface. This allows networking with central data logging systems and permits stored data to be read out directly at the appliance control system. 10 different refrigeration programs with temperatures and humidity matched to the specific use are pre-defined for convenient operation. For instance, there are separate programs for cook and chill, meat or dairy products. Regardless of this, you can set individual temperature ranges. The electronic control system controls the automatic defrosting by hot gas. In addition, there is the option of initiating the defrosting operation as you require. The visual and audible door and temperature alarm ensures maximum safety. During alarm condition the temperature, date and time are registered.

### CNS grid shelves

The GN 2/1 grid shelves made of 304 stainless steel withstand loads of up to 60 kg, and offer the highest level of corrosion resistance.

### Foot pedal opener

If you don't have a hand free, you can conveniently open the appliance using the integrated foot-pedal opener. The doors stay open at an opening angle of 90° and close automatically at less.



### Forced-air refrigerators GN 2/1

<b>Gross capacity</b>
<b>Exterior dimensions in mm (w/d/h)</b>
<b>Interior dimensions in mm (w/d/h)</b>
<b>Energy consumption in 24 h</b>
<b>General</b>
Cooling system
Defrosting
Temperature range
Gastronorm
Housing material/colour
Door/lid material
Liner material
Type of control
Temperature display
Fault alarm
Interface / volt-free alarm contact
Adjustable shelves
Shelf material
Shelf loading
Height of adjustable legs
Handle
Foot pedal opener
Lock
Self-closing door
Door hinges
Insulation
Gross/net weight
Climate rating
Refrigerant
Connection rating
Frequency/voltage
Version for central connection (Var. 525)

### GKPV 1480 ProfiPremiumline

1427 l
1430/830/2150
1240/650/1550
1.9 kWh
forced-air
automatic
-2°C to +16°C
530 x 650 mm
304 grade stainless steel
304 grade stainless steel
304 grade stainless steel
304 grade stainless steel
electronic controller with text display
external digital
visual and audible
RS 485/yes
8
304 grade stainless steel grid shelves
60 kg
150-180 mm
full-length integrated handle
yes
fitted
yes
-
83 - 60 mm
245/199 kg
T
R 134a
2.5 A/350 W
50 Hz/220-230 V
yes

### GKPV 6580 ProfiPremiumline

601 l
700/830/2150
510/650/1550
1.2 kWh
forced-air
automatic
-2°C to +16°C
530 x 650 mm
304 grade stainless steel
304 grade stainless steel
304 grade stainless steel
304 grade stainless steel
electronic controller with text display
external digital
visual and audible
RS 485/yes
4
304 grade stainless steel grid shelves
60 kg
150-180 mm
full-length integrated handle
yes
fitted
yes
right, reversible on site
83 - 60 mm
147/123 kg
T
R 134a
2.0 A/250 W
50 Hz/220-230 V
yes

<b>Accessories</b>
stainless steel grid shelf
U-shaped trayslide, right
U-shaped trayslide, left
Optional castor set
Infrared key incl. software
RS 485/RS 232 adapter, data log software

7112904
9000906
9000907
9590661
9590631
9590633
-
-
9590663
9590631
9590633

Forced-air refrigerators GN 2/1, ProfiPremiumline - appliance overview				
Model	Gross capacity in l	Exterior dimensions in mm (w/d/h)	Interior dimensions in mm (w/d/h)	Housing, colour
GKPV 1480	1427 l	1430/830/2150	1240/650/1550	304-grade stainless steel
GKPV 6580	601 l	700/830/2150	510/650/1550	304-grade stainless steel

Professional quality and top performance are the hallmarks of the Gastronorm ProfiLine refrigerators. High quality refrigeration components combined with a forced-air system with twin fans guarantee even temperature distribution throughout the interior. The

temperature can be set in a range of +1 °C to +15 °C in an ambient temperature of up to +43 °C. These appliances meet professional storage requirements with large capacity and easily variable shelf positions.



### Sturdy grid shelves

The sturdy grid shelves are plastic-coated and have a 60 kg maximum shelf load.



### Precision electronic control system

The ProfiLine digital controller allows the temperature to be set to exactly the degree wanted. It is equipped with a volt-free alarm contact. This permits connection to central alarm systems. The appliances are defrosted automatically. There is the option of initiating additional defrosting as you require. The visual and audible door and temperature alarms ensure maximum safety.



### Forced-air refrigerators GN 2/1

**Gross capacity**  
**Exterior dimensions in mm (w/d/h)**  
**Interior dimensions in mm (w/d/h)**  
**Energy consumption in 24 h**

#### General

Cooling system  
 Defrosting  
 Temperature range  
 Gastronorm  
 Housing material/colour  
 Door/lid material  
 Liner material  
 Type of control  
 Temperature display  
 Fault: warning signal  
 Volt-free alarm contact  
 Adjustable shelves  
 Shelf material  
 Shelf loading  
 Height of adjustable legs  
 Handle  
 Pedal opener  
 Lock  
 Self-closing door  
 Door hinges  
 Insulation  
 Gross/net weight  
 Climate rating  
 Refrigerant  
 Connection rating  
 Frequency/voltage  
 Version for central connection (Var. 525)

#### Accessories

Stainless steel grid shelf  
 Storage shelf, plastic-coated  
 U-shaped trayslide, right  
 U-shaped trayslide, left  
 Optional castor set  
 Foot pedal opener

### GKPv 1470 ProfiLine

1427 l  
 1430/830/2150  
 1240/650/1550  
 1.9 kWh

forced-air  
 automatic  
 +1°C to +15°C  
 530 x 650 mm  
 304-grade stainless steel  
 304-grade stainless steel  
 304-grade stainless steel  
 electronic controller  
 external digital  
 visual and audible  
 yes  
 8  
 grid shelves plastic-coated  
 60 kg  
 150-180 mm  
 full-length integrated handle  
 no  
 fitted  
 yes  
 –  
 83 - 60 mm  
 241/201 kg  
 T  
 R 134a  
 2.5 A / 350 W  
 50 Hz/220-230 V  
 yes

7112904  
 7112908  
 9000906  
 9000907  
 9590661  
 9590639

### GKPv 6570 Profiline

601 l  
 700/830/2150  
 510/650/1550  
 1.2 kWh

forced-air  
 automatic  
 +1°C to +15°C  
 530 x 650 mm  
 304-grade stainless steel  
 304-grade stainless steel  
 304-grade stainless steel  
 electronic controller  
 external digital  
 visual and audible  
 yes  
 4  
 grid shelves plastic-coated  
 60 kg  
 150-180 mm  
 full-length integrated handle  
 no  
 fitted  
 yes  
 right, reversible on site  
 83 - 60 mm  
 145/117 kg  
 T  
 R 134a  
 1.5 A / 250 W  
 50 Hz/220-230 V  
 yes

7112904  
 7112908  
 –  
 –  
 9590663  
 9590659

### Forced-air refrigerators GN 2/1, ProfiLine - appliance overview

Model	Gross capacity in l	Exterior dimensions in mm (w/d/h)	Interior dimensions in mm (w/d/h)	Housing, colour
GKPv 1470	1427 l	1430/830/2150	1240/650/1550	304-grade stainless steel
GKPv 6570	601 l	700/830/2150	510/650/1550	304-grade stainless steel

These forced-air Gastronorm refrigerators are the perfect solution for economical, large-capacity storage requirements. The GN 2/1 shelves are easily heightadjustable, permitting full use of the interior. The temperature can be

set precisely from +1 °C to +15 °C. They conform to the food and hygiene regulations applicable to catering and commercial applications. These appliances use very little electricity and are highly economical to run.



### Easy to clean

The seam-free moulded liner with integrated cleaning drain is easy to clean and hygienic. The rib-spacing permits the subdivision of the interior space to be varied. The sturdy shelves take Gastronorm containers up to GN 2/1 size. The extremely robust legs are height-adjustable from 150 mm to 180 mm, allowing effortless cleaning of the floor under the appliances.



### SwingLine design

The new SwingLine doors come with a strong slimline door handle. The sturdy door is easy to clean and is self-closing, to meet professional requirements. The door gaskets are replaceable and protected against mechanical damage and food-particle ingress by the raised inner door liner. The doors close automatically from 80°.

### Precision electronic control system

The digital controller allows the temperature to be set to exactly the degree wanted. The door and temperature alarms alert you to any rise in the temperature or when the door is left open. Defrosting takes place automatically. The integrated lock is exceedingly sturdy and protects against unauthorised access.

### Forced-air refrigerators GN 2/1

#### Total gross/net capacity

Exterior dimensions in mm (w/d/h)

Interior dimensions in mm (w/d/h)

Energy consumption in 24 h

#### General

Cooling system

Defrosting

Temperature range

Gastronorm shelves

Housing material/colour

Door/lid material

Liner material

Type of control

Temperature display

Fault warning signal

Adjustable shelves

Shelf material

Shelf loading

Height of adjustable legs

Handle

Lock

Self-closing door

Door hinges

Gross/net weight

Climate rating

Refrigerant

Connection rating

Frequency/voltage

#### Accessories

Grid shelf clear-coated

Optional castor set

Neutral retrofit control panel



### GKv 6460

663/647 l

750/750/2064

650/581/1710

1.3 kWh

forced-air

automatic

+1°C to +15°C

650 x 530 mm

stainless steel

stainless steel

commercial grade polystyrol

electronic controller

external digital

visual and audible

6 + base grid

clear-coated wire shelves

60 kg

150-180 mm

ergonomic slimline handle

fitted

yes

right, reversible on site

101/94 kg

SN-T

R 600a

1.0 A/150 W

50 Hz/220-240 V

7112439

9086673

9086661

### GKv 6410

663/647 l

750/750/2064

650/581/1710

1.3 kWh

forced-air

automatic

+1°C to +15°C

650 x 530 mm

steel/white

steel

commercial grade polystyrol

electronic controller

external digital

visual and audible

6 + base grid

clear-coated wire shelves

60 kg

150-180 mm

ergonomic slimline handle

fitted

yes

right, reversible on site

105/98 kg

SN-T

R 600a

1.0 A/150 W

50 Hz/220-240 V

7112439

9086673

9086659

### GKv 5760 \*

583/569 l

750/750/1864

650/581/1510

1.2 kWh

forced-air

automatic

+1°C to +15°C

650 x 530 mm

stainless steel

stainless steel

commercial grade polystyrol

electronic controller

external digital

visual and audible

5 + base grid

clear-coated wire shelves

60 kg

150-180 mm

ergonomic slimline handle

fitted

yes

right, reversible on site

93/86 kg

SN-T

R 600a

1.0 A/150 W

50 Hz/220-240 V

#### \* GKv 5790

as GKv 5760, but extended temperature range -2°C to +15°C, climate rating ST, electronic controller incl. defrosting function.

7112439

9086673

9086661

### GKv 5710 \*

583/569 l

750/750/1864

650/581/1510

1.2 kWh

forced-air

automatic

+1°C to +15°C

650 x 530 mm

steel/white

steel

commercial grade polystyrol

electronic controller

external digital

visual and audible

5 + base grid

clear-coated wire shelves

60 kg

150-180 mm

ergonomic slimline handle

fitted

yes

right, reversible on site

96/89 kg

SN-T

R 600a

1.0 A/150 W

50 Hz/220-240 V

#### \* GKv 5730

as GKv 5710, but extended temperature range -2°C to +15°C, climate rating ST, electronic controller incl. defrosting function.

7112439

9086673

9086659

### Forced-air refrigerators GN 2/1 - appliance overview

Model	Total gross/net capacity in l	Exterior dimensions in mm (w/d/h)	Interior dimensions in mm (w/d/h)	Housing, colour
GKv 6460	663/647 l	750/750/2064	650/581/1710	stainless steel
GKv 6410	663/647 l	750/750/2064	650/581/1710	steel, white
GKv 5760/5790	583/569 l	750/750/1864	650/581/1510	stainless steel
GKv 5710/5730	583/569 l	750/750/1864	650/581/1510	steel, white

## Forced-air bakery standard refrigerators - ProfiLine

The ProfiLine bakery refrigerators are designed for a maximum ambient temperature of 43 °C. They can be set to temperatures ranging between -5 °C up to +15 °C. The humidity levels can be set to suit the application. The appliances with efficient forced-air system are designed



### Precision electronic control system

The ProfiLine digital controller allows the temperature to be set to exactly the degree wanted. It is equipped with a volt-free alarm contact for connection to a central alarm system. The electronic control system controls the automatic defrosting by hot gas. The visual and audible door and temperature alarms ensure maximum safety. The integrated lock is exceedingly sturdy and protects against unauthorised access.

### Bakery standard

The 304-grade stainless steel inner liner is designed to take bakery trays. The adjustable, L-shaped trayslides are suitable for 600 x 400 mm and 600 x 800 mm bakery trays, depending on appliance.

### Special air-ducting system

A special air-ducting system ensures that cold air is not directed straight onto delicate goods.



### Forced-air bakery standard refrigerators

<b>Gross capacity</b>	
<b>Exterior dimensions in mm (w/d/h)</b>	
<b>Interior dimensions in mm (w/d/h)</b>	
<b>Energy consumption in 24 h</b>	
<b>General</b>	
Cooling system	forced-air
Defrosting	automatic
Temperature range	-5°C to +15°C
Bakery standard	600 x 800 mm
Housing material/colour	304-grade stainless steel
Door/lid material	304-grade stainless steel
Liner material	304-grade stainless steel
Type of control	digital controller
Temperature display	external digital
Fault: warning signal	visual and audible
Volt-free alarm contact	yes
Adjustable trayslides	25 pairs
Shelf material	stainless steel L-shaped trayslides
Height of adjustable legs	150-180 mm
Handle	full-length integrated handle
Lock	fitted
Self-closing door	yes
Door hinges	right, reversible on site
Insulation	83 - 60 mm
Gross/net weight	191/159 kg
Climate rating	T
Refrigerant	R 134a
Connection rating	2.0 A/250 W
Frequency/voltage	50 Hz/220-230 V

### Accessories

L-shaped trayslides, right	9000968
L-shaped trayslides, left	9000969
Optional castor set	9590663
Foot pedal opener	9590659

### BKPv 8470 ProfiLine

856 l
790/980/2150
623/800/1550
2.5 kWh

forced-air
automatic
-5°C to +15°C
600 x 800 mm
304-grade stainless steel
304-grade stainless steel
304-grade stainless steel
304-grade stainless steel
digital controller
external digital
visual and audible
yes
25 pairs
stainless steel L-shaped trayslides
150-180 mm
full-length integrated handle
fitted
yes
right, reversible on site
83 - 60 mm
191/159 kg
T
R 134a
2.0 A/250 W
50 Hz/220-230 V

### BKPv 6570 ProfiLine

601 l
700/830/2150
510/650/1550
1.2 kWh

forced-air
automatic
-5°C to +15°C
400 x 600 mm
304-grade stainless steel
304-grade stainless steel
304-grade stainless steel
304-grade stainless steel
digital controller
external digital
visual and audible
yes
20 pairs
stainless steel L-shaped trayslides
150-180 mm
full-length integrated handle
fitted
yes
right, reversible on site
83 - 60 mm
166/140 kg
T
R 134a
2.0 A/250 W
50 Hz/220-230 V
also available in white as BKPv 6520

### Forced-air bakery standard refrigerators, ProfiLine - appliance overview

Model	Gross capacity in l	Exterior dimensions in mm (w/d/h)	Interior dimensions in mm (w/d/h)	Housing, colour
BKPv 8470	856 l	790/980/2150	623/800/1550	304-grade stainless steel
BKPv 6570	601 l	700/830/2150	510/650/1550	304-grade stainless steel
BKPv 6520	601 l	700/830/2150	510/650/1550	steel, white



Our forced-air bakery appliances are specially designed to take bakery trays. The adjustable L-shaped trayslides are suitable for 600 x 400 mm bakery trays. The forced-air system guarantees a constant temperature of between +2 °C and +15 °C throughout the interior.



### Dynamic cooling with the forced-air system

The powerful forced-air system ensures that product is chilled quickly and that the temperature remains even throughout the interior. The door-operated fan cut-out switch saves valuable energy and prevents warm outside air from flowing into the appliance.


### L-shaped shelf rails

In the BKv 4000 model, a maximum of 22 pairs of trayslides for 600 x 400 mm trays can be fitted. Trays are not included with the appliance.



### Digital temperature display

The battery operated temperature display shows the exact temperature inside the appliance.



### Under lock and key

The bakery refrigerator can be locked with a sturdy lock which is situated separately from the strong handle.

## Forced-air bakery refrigerator

**Total gross/net capacity**  
**Exterior dimensions in mm (w/d/h)**  
**Interior dimensions in mm (w/d/h)**  
**Energy consumption in 24 h**

### General

Cooling system  
 Defrosting  
 Temperature range  
 Bakery standard  
 Housing material/colour  
 Door/lid material  
 Liner material  
 Type of control  
 Temperature display  
 Adjustable trayslides  
 Shelf material

Lock  
 Door hinges  
 Gross/net weight  
 Climate rating  
 Refrigerant  
 Connection rating  
 Frequency/voltage

### Accessories

L-shaped trayslide, right  
 L-shaped trayslide, left  
 Castor base

## BKv 4000

400/390 l  
 752/710/1510  
 613/507/1312  
 1.1 kWh

forced-air  
 automatic  
 +2°C to +15°C  
 600 x 400 mm  
 steel/white  
 steel  
 commercial grade moulded polystyrol  
 mechanical control system  
 external digital  
 10 pairs  
 stainless steel L-shaped trayslides

fitted  
 right, reversible on site  
 76/71 kg  
 SN-ST  
 R 600a  
 1.2 A/150 W  
 50 Hz/220-240 V

9452999  
 9452997  
 9086957

### Forced-air bakery standard refrigerator - appliance overview

Model	Total gross/net capacity in l	Exterior dimensions in mm (w/d/h)	Interior dimensions in mm (w/d/h)	Housing, colour
BKv 4000	400/390 l	752/710/1510	613/507/1312	steel, white

Liebherr's forced-air universal refrigerators are ideal when fresh goods have to be chilled fast. For example, large quantities of cold drinks can be chilled and sold in a much shorter time than in a statically cooled refrigerator.

This refrigeration system keeps a uniform temperature and the humidity constantly high throughout the interior. The temperature can be set between +0 °C and +15 °C.



### Dynamic cooling with the forced-air system

The powerful forced-air system ensures that fresh food is chilled quickly and that the temperature remains even throughout the interior. The door-operated fan cut-out switch saves valuable energy and prevents warm outside air from flowing into the appliance.

### Under lock and key

Our forced-air universal refrigerators can be locked with a sturdy lock that is fitted separately from the strong handle.

### Digital temperature display

The battery operated temperature display in the FKvsl range shows the exact temperature inside the appliance.



### Design

The elegant SwingLine design of the ProfiPremiumline with bevelled edges makes these appliances the first choice for the most discerning customers.



### Forced-air refrigerators

**Total gross/net capacity**  
**Exterior dimensions in mm (w/d/h)**  
**Interior dimensions in mm (w/d/h)**  
**Energy consumption in 24 h**

#### General

Cooling system

Defrosting

Temperature range

Housing material/colour

Door/lid material

Liner material

Type of control

Temperature display

Interior light

Adjustable shelves

Shelf material

Shelf loading

Handle

Lock

Self-closing door

Door hinges

Gross/net weight

Climate rating

Refrigerant

Connection rating

Frequency/voltage

#### Accessories

Coated wire shelves

Castor base

Protection bracket

Adjustable feet

Digital controller retrofit kit

### FKv 5410 Premium

544/520 l  
 750/730/1640  
 600/560/1452  
 1.1 kWh

forced-air

automatic

0°C to +15°C

steel/white

steel

commer. grade moulded polystyrol

mechanical control system

external digitall

–

4 (5 in FKvsl 5410)

white-coated wire (clear-coated in FKvsl)

60 kg

ergonomic slimline handle

fitted

yes

right, reversible on site

79/73 kg

SN-T

R 600a

1.5 A/150 W

50 Hz/220-240 V

also available in silver as **FKvsl 5410**

7112449

–

7790739

9590629

9086747

### FKvsl 5412 Premium

544/520 l  
 750/730/1640  
 600/560/1452  
 2.0 kWh

forced-air

automatic

0°C to +15°C

steel/silver

glass door

commer. grade moulded polystyrol

mechanical control system

external digitall

ceiling lighting, with separate switch

5 (4 in FKv 5412)

clear-coated wire (white-coated in FKv)

60 kg

Ergonomischer Stangengriff

vorhanden

yes

right, reversible on site

100/94 kg

SN-ST

R 600a

1.5 A/200 W

50 Hz/220-230 V

also available in white as **FKv 5412**

7112449

–

7790739

9590629

9086747

Forced-air refrigerators - appliance overview				
Model	Total gross/net capacity in l	Exterior dimensions in mm (w/d/h)	Interior dimensions in mm (w/d/h)	Housing, colour
FKvsl 5410	544/520 l	750/730/1640	600/560/1452	steel, silver
FKv 5410	544/520 l	750/730/1640	600/560/1452	steel, white
FKvsl 5412	544/520 l	750/730/1640	600/560/1452	steel, silver
FKv 5412	544/520 l	750/730/1640	600/560/1452	steel, white
FKvsl 3610	335/329 l	600/610/1640	470/440/1452	steel, silver
FKv 3610	335/329 l	600/610/1640	470/455/1452	steel, white
FKvsl 3612	335/329 l	600/610/1640	470/440/1452	steel, silver
FKv 3612	335/329 l	600/610/1640	470/455/1452	steel, white
FKvsl 2610	236/230 l	600/610/1250	470/440/1062	steel, silver
FKv 2610	236/230 l	600/610/1250	470/440/1062	steel, white
FKvsl 2612	236/230 l	600/610/1250	470/440/1062	steel, silver
FKv 2612	236/230 l	600/610/1250	470/440/1062	steel, white
FKv 4360	421/414 l	600/650/1860	492/477/1610	stainless steel, stainless steel
FKv 4310	421/414 l	600/650/1860	492/477/1610	steel, white
FKSBv 3600	352/331 l	600/616/1610	513/441/1418	steel, stainless steel effect



**Forced-air refrigerators**

	<b>FKvsl 3610</b> Premium	<b>FKvsl 3612</b> Premium
<b>Total gross/net capacity</b>	335/329 l	335/329 l
<b>Exterior dimensions in mm (w/d/h)</b>	600/610/1640	600/610/1640
<b>Interior dimensions in mm (w/d/h)</b>	470/440/1452	470/440/1452
<b>Energy consumption in 24 h</b>	0.8 kWh	1.1 kWh
<b>General</b>		
Cooling system	forced-air	forced-air
Defrosting	automatic	automatic
Temperature range	0°C to +15°C	0°C to +15°C
Housing material/colour	steel/white	steel/silver
Door/lid material	steel	insulated glass door
Liner material	commer. grade moulded polystyrol	commer. grade moulded polystyrol
Type of control	mechanical control system	mechanical control system
Temperature display	external digital	external digital
Interior light	–	ceiling lighting, with separate switch
Adjustable shelves	5 (4 in FKv 3610)	5
Shelf material	clear-coated wire (white-coated in FKv)	clear-coated wire (white-coated in FKv)
Shelf loading	50 kg	50 kg
Handle	ergonomic slimline handle	ergonomic slimline handle
Lock	fitted	fitted
Self-closing door	yes	yes
Door hinges	right, reversible on site	right, reversible on site
Gross/net weight	64/59 kg	82/77 kg
Climate rating	SN-T	SN-ST
Refrigerant	R 600a	R 600a
Connection rating	0.8 A/130 W	1.5 A/160 W
Frequency/voltage	50 Hz/220-240 V	50 Hz/220-230 V
	also available in white as <b>FKv 3610</b>	also available in white as <b>FKv 3612</b>
<b>Accessories</b>		
Coated wire shelves	7112537	7112537
Castor base	9086749	9086749
Protection bracket	7790773	7790773
Adjustable feet	9590737	9590737
Digital controller retrofit kit	9086747	9086747

**Forced-air refrigerators**

	<b>FKv 2610</b> Premium	<b>FKv 2612</b> Premium
<b>Total gross/net capacity</b>	236/230 l	236/230 l
<b>Exterior dimensions in mm (w/d/h)</b>	600/610/1250	600/610/1250
<b>Interior dimensions in mm (w/d/h)</b>	470/440/1062	470/440/1062
<b>Energy consumption in 24 h</b>	0.7 kWh	1.0 kWh
<b>General</b>		
Cooling system	forced-air	forced-air
Defrosting	automatic	automatic
Temperature range	0°C to +15°C	0°C to +15°C
Housing material/colour	steel/white	steel/white
Door/lid material	steel	glass door
Liner material	commer. grade moulded polystyrol	commer. grade moulded polystyrol
Type of control	mechanical control system	mechanical control system
Temperature display	external digital	external digital
Interior light	–	ceiling lighting, with separate switch
Adjustable shelves	3 (4 in FKvsl 2610)	3 (4 in FKvsl 2612)
Shelf material	white-coated wire (clear-coated in FKvsl)	white-coated wire (clear-coated in FKvsl)
Shelf loading	50 kg	50 kg
Handle	ergonomic slimline handle	ergonomic slimline handle
Lock	fitted	fitted
Self-closing door	yes	yes
Door hinges	right, reversible on site	right, reversible on site
Gross/net weight	53/49 kg	66/62 kg
Climate rating	SN-T	SN-ST
Refrigerant	R 600a	R 600a
Connection rating	0.8 A/120 W	1.5 A/150 W
Frequency/voltage	50 Hz/220-240 V	50 Hz/220-230 V
	also available in silver as <b>FKvsl 2610</b>	also available in silver as <b>FKvsl 2612</b>
<b>Accessories</b>		
Coated wire shelves	7112537	7112537
Castor base	9086749	9086749
Protection bracket	–	–
Adjustable feet	9590737	9590737
Digital controller retrofit kit	9086747	9086747





**Timeless elegance**

The FKv 502 comes in elegant stainless steel and has a stainless steel cover on the rear wall allowing it to be used as a freestanding model. The powerful forced-air system quickly chills freshly stored food and drinks and ensures an even temperature throughout the interior. The glass door with high-quality stainless steel frame and integrated lock of the FKv 502 creates a stunning visual impact. While having a small footprint, the FKv 502 provides ample storage capacity: it easily accommodates up to 60 cans of drink or 30 0.5-litre bottles.

**Forced-air counter-top appliance**

<b>Total gross/net capacity</b>	45/42 l
<b>Exterior dimensions in mm (w/d/h)</b>	425/450/612
<b>Interior dimensions in mm (w/d/h)</b>	338/270/516
<b>Energy consumption in 24 h</b>	0.8 kWh
<b>General</b>	
Cooling system	dynamic
Defrosting	automatic
Temperature range	2°C to +12°C
Housing material/colour	stainless steel/stainless steel
Door/lid material	glass door
Liner material	commercial grade polystyrol
Type of control	mechanical control system
Temperature display	–
Interior light	ceiling lighting, with separate switch
Adjustable shelves	2
Shelf material	clear-coated wire shelves
Shelf loading	30 kg
Handle	–
Lock	fitted
Door hinges	right fixed
Gross/net weight	34/33 kg
Climate rating	SN-ST
Refrigerant	R 600a
Connection rating	1,0 A/130 W
Frequency/voltage	50 Hz/220-240 V

**FKv 502 Premium**

<b>Total gross/net capacity</b>	45/42 l
<b>Exterior dimensions in mm (w/d/h)</b>	425/450/612
<b>Interior dimensions in mm (w/d/h)</b>	338/270/516
<b>Energy consumption in 24 h</b>	0.8 kWh
<b>General</b>	
Cooling system	dynamic
Defrosting	automatic
Temperature range	2°C to +12°C
Housing material/colour	stainless steel/stainless steel
Door/lid material	glass door
Liner material	commercial grade polystyrol
Type of control	mechanical control system
Temperature display	–
Interior light	ceiling lighting, with separate switch
Adjustable shelves	2
Shelf material	clear-coated wire shelves
Shelf loading	30 kg
Handle	–
Lock	fitted
Door hinges	right fixed
Gross/net weight	34/33 kg
Climate rating	SN-ST
Refrigerant	R 600a
Connection rating	1,0 A/130 W
Frequency/voltage	50 Hz/220-240 V





Robust quality on the outside and well-designed practical and convenient details on the inside: Liebherr's universal refrigerators are designed to withstand all the rigours of everyday commercial usage. The steel plate housing is extremely robust. The especially sturdy door hinges ensure that the door will operate perfectly even if opened and close frequently. The door hinges are interchangeable, meaning the appliances can be installed for easy access

wherever desired. On the inside, our universal refrigerators are characterised by the fact that the useful space is maximised. The interior liner is seamfree and therefore easy to clean. The appliances are defrosted automatically; the defrost water is evaporated by the heat from the compressor. The temperature in the refrigerator is infinitely variable between +2 °C and +10 °C.



### For a striking display of goods

Your products can be attractively displayed behind the glass door. Glass door appliances are equipped with an interior light with separate switch to put your goods in the right light – tempting your customers to buy. The temperature control is conveniently located in the operating panel on the outside of the appliance.

### Door

The sturdy lock protects the goods inside from unauthorised access. The door seal can be replaced if necessary. All appliances are also available with an insulated glass door.



### Easy to clean

Both the seam-free plastic liner and the fittings are particularly easy to clean and keep hygienic. Two recessed grips at the top of the appliance back make the appliances easier to move.

Refrigerators with static cooling - appliance overview				
Model	Total gross/net capacity in l	Exterior dimensions in mm (w/d/h)	Interior dimensions in mm (w/d/h)	Housing, colour
FKS 5000	500/433 l	752/710/1516	652/537/1338	steel, white
FKS 5002	500/433 l	752/710/1516	652/537/1338	steel, white
FKS 3600	360/335 l	600/600/1590	513/441/1418	steel, white
FKS 3602	360/335 l	600/600/1590	513/441/1418	steel, white
FKS 2600	260/247 l	600/600/1216	513/441/1047	steel, white
FKS 2602	260/247 l	600/600/1216	513/441/1047	steel, white
FKS 1800	180/174 l	600/600/850	513/441/734	steel, white
FKS 1802	180/174 l	600/600/885	513/441/734	steel, white



### Refrigerators with static cooling

<b>Total gross/net capacity</b>			
<b>Exterior dimensions in mm (w/d/h)</b>			
<b>Interior dimensions in mm (w/d/h)</b>			
<b>Energy consumption in 24 h</b>			
<b>General</b>			
Cooling system			
Defrosting			
Temperature range			
Housing material/colour			
Door/lid material			
Liner material			
Type of control			
Temperature display			
Interior light			
Adjustable shelves			
Shelf material			
Shelf loading			
Lock			
Door hinges			
Gross/net weight			
Climate rating			
Refrigerant			
Connection rating			
Frequency/voltage			
<b>Accessories</b>			
White wire shelf			
Narrow-spaced wire shelves			
Coated wire shelves			
Glass shelf			
Gravity feed shelf (0.5l)			
Optional castor set			
Castor base			
Scanner rail			
Protection bracket			
Set of adjustable feet			

FKS 5000	FKS 5002	FKS 3600
500/433 l	500/433 l	360/335 l
752/710/1516	752/710/1516	600/600/1590
652/537/1338	652/537/1338	513/441/1418
0.9 kWh	1.5 kWh	0.9 kWh
static	static	static
automatic	automatic	automatic
+2°C to +10°C	+2°C to +10°C	+2°C to +10°C
steel/white	steel/white	steel/white
steel	glass door	steel
moulded polystyrol	moulded polystyrol	moulded polystyrol
mechanical control system	mechanical control system	mechanical control system
–	–	–
–	ceiling lighting, with separate switch	–
5	5	5
white-coated wire shelves	white-coated wire shelves	white-coated wire shelves
60 kg	60 kg	50 kg
fitted	fitted	fitted
right, reversible on site	right, reversible on site	right, reversible on site
73/68 kg	91/86 kg	59/55 kg
SN	SN	SN
R 600a	R 600a	R 600a
1,0 A/130 W	1.35 A/160 W	1.0 A/100 W
50 Hz/220-240 V	50 Hz/220-240 V	50 Hz/220-240 V
7112063	7112063	7112064
7112921	7112921	7112553
7112001	7112001	7112163
9293689	9293689	9293691
–	–	9007789
–	–	–
9086957	9086957	9086959
7640617	7640617	7640617
9590869	9590869	9590871
9590963	9590963	9590965



## Refrigerators with static cooling

<b>Total gross/net capacity</b>	
<b>Exterior dimensions in mm (w/d/h)</b>	
<b>Interior dimensions in mm (w/d/h)</b>	
<b>Energy consumption in 24 h</b>	
<b>General</b>	
Cooling system	static
Defrosting	automatic
Temperature range	+2°C to +10°C
Housing material/colour	steel/white
Door/lid material	glass door
Liner material	moulded polystyrol
Type of control	mechanical control system
Temperature display	–
Interior light	ceiling lighting, with separate switch
Adjustable shelves	5
Shelf material	white-coated wire shelves
Shelf loading	50 kg
Lock	fitted
Door hinges	right, reversible on site
Gross/net weight	76/71 kg
Climate rating	SN
Refrigerant	R 600a
Connection rating	1.15 A/145 W
Frequency/voltage	50 Hz/220-240 V
<b>Accessories</b>	
White wire shelf	7112064
Narrow-spaced wire shelves	7112553
Coated wire shelves	7112163
Glass shelf	9293691
Gravity feed shelf (0.5l)	9007789
Optional castor set	–
Castor base	9086959
Scanner rail	7640617
Set of adjustable feet	9590965

## FKS 3602

360/335 l
600/600/1590
513/441/1418
1.5 kWh
static
automatic
+2°C to +10°C
steel/white
glass door
moulded polystyrol
mechanical control system
–
ceiling lighting, with separate switch
5
white-coated wire shelves
50 kg
fitted
right, reversible on site
76/71 kg
SN
R 600a
1.15 A/145 W
50 Hz/220-240 V
7112064
7112553
7112163
9293691
9007789
–
9086959
7640617
9590965

## FKS 2600

260/247 l
600/600/1216
513/441/1047
0.8 kWh
static
automatic
+2°C to +10°C
steel/white
steel
moulded polystyrol
mechanical control system
–
–
4
white-coated wire shelves
50 kg
fitted
right, reversible on site
45/42 kg
SN
R 600a
1.0 A/100 W
50 Hz/220-240 V
7112064
7112553
7112163
9293691
9007789
–
9086781
7640617
9590965

## FKS 2602

260/247 l
600/600/1216
513/441/1047
1.4 kWh
static
automatic
+2°C to +10°C
steel/white
glass door
moulded polystyrol
mechanical control system
–
ceiling lighting, with separate switch
4
white-coated wire shelves
50 kg
fitted
right, reversible on site
62/58 kg
SN
R 600a
1.1 A/130 W
50 Hz/220-240 V
7112064
7112553
7112163
9293691
9007789
–
9086781
7640617
9590965

## Refrigerators with static cooling

<b>Total gross/net capacity</b>	
<b>Exterior dimensions in mm (w/d/h)</b>	
<b>Interior dimensions in mm (w/d/h)</b>	
<b>Energy consumption in 24 h</b>	
<b>General</b>	
Cooling system	static
Defrosting	automatic
Temperature range	+2°C to +10°C
Housing material/colour	steel/white
Door/lid material	steel
Liner material	moulded polystyrol
Type of control	mechanical control system
Temperature display	–
Interior light	–
Adjustable storage shelves	3
Shelf material	white-coated wire shelves
Shelf loading capacity	50 kg
Lock	fitted
Door hinges	right, reversible on site
Gross/net weight	37/34 kg
Climate rating	SN
Refrigerant	R 600a
Connection rating	1.0 A/100 W
Frequency/voltage	50 Hz/220-240 V
<b>Accessories</b>	
White wire shelf	7112064
Narrow-spaced wire shelves	7112553
Coated wire shelves	7112163
Glass shelf	9293691
Gravity feed shelf (0.5l)	9007789
Optional castor set	9086967
Castor base	9086781
Scanner rail	7640617
Set of adjustable feet	9590965

## FKS 1800

180/174 l
600/600/850
513/441/734
0.7 kWh
static
automatic
+2°C to +10°C
steel/white
steel
moulded polystyrol
mechanical control system
–
–
3
white-coated wire shelves
50 kg
fitted
right, reversible on site
37/34 kg
SN
R 600a
1.0 A/100 W
50 Hz/220-240 V
7112064
7112553
7112163
9293691
9007789
9086967
9086781
7640617
9590965

## FKS 1802

180/174 l
600/600/885
513/441/734
1.2 kWh
static
automatic
+2°C to +10°C
steel/white
glass door
moulded polystyrol
mechanical control system
–
ceiling lighting, with separate switch
3
white-coated wire shelves
50 kg
fitted
right, reversible on site
46/43 kg
SN
R 600a
1.0 A/100 W
50 Hz/220-240 V
7112064
7112553
7112163
9293691
9007789
9086967
9086781
7640617
9590965



Liebherr's under-worktop refrigerators offer the power of professional cooling in a compact format. Our range of models includes appliances with a forced-air system for fast cooling of fresh goods, and appliances with a static cooling system. The appliances are suitable for use with a

decor panel and can be visually integrated into any working environment. The interior is particularly spacious: there is even room for a 50-litre standard barrel or a keg.



### Removable worktop

The tabletop on all models can be removed, making them perfect for installation under a worktop or in a row of kitchen units. Height with worktop removed 82 cm. The outgoing air is expelled via a ventilation grille in the worktop.

### Digital temperature display

The appliances with solid doors come with a digital temperature display.

### Under lock and key

The forced-air under-worktop appliances can be locked by a sturdy lock fitted separately from the strong handle.

### Dynamic cooling with the forced-air system

The powerful forced-air system ensures that fresh food is chilled quickly and that the temperature remains even throughout the interior. The appliances are defrosted automatically.



Model	Total gross/net capacity in l	Exterior dimensions in mm (w/d/h)	Interior dimensions in mm (w/d/h)	Housing, colour
UKU 1850	180/160 l	600/600/850	513/441/702	stainless steel, stainless steel
UKU 1852	180/157 l	600/600/850	513/441/702	stainless steel, stainless steel
UKU 1805	180/160 l	600/600/850	513/441/702	steel, white
UKU 1800	180/160 l	600/600/850	513/441/702	steel, white
UKU 1802	180/157 l	600/600/850	513/441/702	steel, white

General	
Total gross/net capacity	
Exterior dimensions in mm (w/d/h)	
Interior dimensions in mm (w/d/h)	
Height without worktop in mm	
Decor panel dimensions in mm (h/w)	
Energy consumption in 24 h	
Cooling system	forced-air
Defrosting	automatic
Temperature range	0°C to +15°C
Housing material/colour	stainless steel/stainless steel
Door/lid material	stainless steel
Liner material	moulded polystyrol
Type of control	mechanical control system
Temperature display	external digital
Interior light	wall-mounted light
Adjustable shelves	3
Shelf material	clear-coated wire shelves
Shelf loading	50 kg
Handle	stainless steel slimline door handle
Lock	fitted
Door hinges	right, reversible on site
Gross/net weight	38/35 kg
Climate rating	SN
Refrigerant	R 600a
Connection rating	1,0 A/100 W
Frequency/voltage	50 Hz/220-240 V
Accessories	
Decor frame, white	-
Decor frame, aluminium-colour	-
Clear-coated wire shelf	7112163
Stacking kit (UKU below)	7743591
Stainless steel connecting frame (GGU bottom)	7777699
White connecting frame (GGU bottom)	9876697
Optional castor set	9086967

UKU 1850	UKU 1852	UKU 1805
180/160 l	180/157 l	180/160 l
600/600/850	600/600/850	600/600/850
513/441/702	513/441/702	513/441/702
819	819	819
767/585	767/585	767/585
0.9 kWh	1.2 kWh	0.9 kWh
forced-air	forced-air	forced-air
automatic	automatic	automatic
0°C to +15°C	0°C to +15°C	0°C to +15°C
stainless steel/stainless steel	stainless steel/stainless steel	steel/white
stainless steel	glass door	stainless steel
moulded polystyrol	moulded polystyrol (silver)	moulded polystyrol
mechanical control system	mechanical control system	mechanical control system
external digital	internal analogue	external digital
wall-mounted light	ceiling lighting, with separate switch	wall-mounted light
3	3	3
clear-coated wire shelves	clear-coated wire shelves	white-coated wire shelves
50 kg	50 kg	50 kg
stainless steel slimline door handle	stainless steel slimline door handle	stainless steel slimline door handle
fitted	fitted	fitted
right, reversible on site	right, reversible on site	right, reversible on site
38/35 kg	47/44 kg	38/35 kg
SN	SN	SN
R 600a	R 600a	R 600a
1,0 A/100 W	1.2 A/160 W	1,0 A/100 W
50 Hz/220-240 V	50 Hz/220-240 V	50 Hz/220-240 V
-	-	-
-	-	-
7112163	7112163	7112163
7743591	7743591	7743591
7777699	7777699	7777699
9876697	9876697	9876697
9086967	9086967	9086967



### Forced-air under-worktop refrigerators

	UKU 1800	UKU 1802
<b>Total gross/net capacity</b>	180/160 l	180/157 l
<b>Exterior dimensions in mm (w/d/h)</b>	600/600/850	600/600/850
<b>Interior dimensions in mm (w/d/h)</b>	513/441/702	513/441/702
<b>Height without worktop in mm</b>	819	819
<b>Decor panel dimensions in mm (h/w)</b>	767/585	767/585
<b>Energy consumption in 24 h</b>	0.9 kWh	1.2 kWh
<b>General</b>		
Cooling system	forced-air	forced-air
Defrosting	automatic	automatic
Temperature range	0°C to +15°C	0°C to +15°C
Housing material/colour	steel/white	steel/white
Door/lid material	steel	glass door
Liner material	moulded polystyrol	moulded polystyrol
Type of control	mechanical control system	mechanical control system
Temperature display	external digital	internal analogue
Interior light	wall-mounted light	ceiling lighting, with separate switch
Adjustable shelves	3	3
Shelf material	white-coated wire shelves	clear-coated wire shelves
Shelf loading	50 kg	50 kg
Lock	fitted	fitted
Door hinges	right, reversible on site	right, reversible on site
Gross/net weight	39/36 kg	48/45 kg
Climate rating	SN	SN
Refrigerant	R 600a	R 600a
Connection rating	1,0 A/100 W	1.2 A / 160 W
Frequency/voltage	50 Hz/220-240 V	50 Hz/220-240 V
<b>Accessories</b>		
Decor frame, white	9910829	–
Decor frame, aluminium-colour	9910831	–
Coated wire shelf	7112163	7112163
Stacking kit (UKU below)	7743591	7743591
Stainless steel connecting frame (GGU bottom)	7777699	7777699
White connecting frame (GGU bottom)	9876697	9876697
Optional castor set	9086967	9086967

### Under-worktop refrigerators with static cooling

	FKU 1805	FKU 1800
<b>Total gross/net capacity</b>	180/160 l	180/160 l
<b>Exterior dimensions in mm (w/d/h)</b>	600/600/850	600/600/850
<b>Interior dimensions in mm (w/d/h)</b>	513/441/702	513/441/702
<b>Height without worktop in mm</b>	819	819
<b>Decor panel dimensions in mm (h/w)</b>	767/585	767/585
<b>Energy consumption in 24 h</b>	0.7 kWh	0.7 kWh
<b>General</b>		
Cooling system	forced-air	forced-air
Defrosting	automatic	automatic
Temperature range	+2°C to +11°C	+2°C to +11°C
Housing material/colour	steel/white	steel/white
Door/lid material	stainless steel	steel
Liner material	moulded polystyrol	moulded polystyrol
Type of control	mechanical control system	mechanical control system
Temperature display	external digital	external digital
Interior light	wall-mounted light	bulb
Adjustable shelves	3	3
Shelf material	white-coated wire shelves	white-coated wire shelves
Shelf loading	50 kg	50 kg
Lock	fitted	fitted
Door hinges	right, reversible on site	right, reversible on site
Gross/net weight	38/35 kg	37/35 kg
Climate rating	SN	SN
Refrigerant	R 600a	R 600a
Connection rating	1,0 A/100 W	1,0 A/100 W
Frequency/voltage	50 Hz/220-240 V	50 Hz/220-240 V
<b>Accessories</b>		
Decor frame, white	–	9910829
Decor frame, aluminium-colour	–	9910831
Coated wire shelf	7112163	7112163
Stacking kit (UKU below)	7743591	7743591
Stainless steel connecting frame (GGU bottom)	7777699	7777699
White connecting frame (GGU bottom)	9876697	9876697
Optional castor set	9086967	9086967

Liebherr chest bottle coolers are designed with the rigours of commercial use – continual operation, often under extreme conditions – in mind. They can put up with all stresses and strains of everyday professional use. The efficient seal on the sturdy sliding or flip-top lids keeps temperature loss to a minimum. The fully adjustable temperature control ensures that the temperature setting is maintained at a constant level (temperature range

from +2 °C to +12 °C). Thanks to their highly efficient insulation, our chest bottle coolers feature a roomy interior and yet have a compact footprint. With a sheet steel body and a corrosion-resistant aluminium liner, these chest coolers are hard-wearing and easy to clean. The durable and quiet-running compressor unit ensures reliable operation.

**Sliding glass lid**

The sliding glass lids provide a clear view of the contents. They are made of a single pane of toughened safety glass.



**Swivel castors**

Sturdy swivel castors make transport easier especially when chest appliances have to be moved frequently.

All FT/FTI models are now equipped with high-quality, rubber-coated double swivel castors.




**Baskets**

The frame of the chest appliances is designed so that baskets can be suspended.



**Crown cork bin**

The sturdy bottle opener with crown cork bin is fitted at a user-friendly height.



Chest coolers	FTI 2902	FT 2900	FT 2902
<b>Total gross/net capacity</b>	283/210 l	282/247 l	302/234 l
<b>Exterior dimensions in mm (w/d/h)</b>	1045/634/829	1030/628/895	1030/628/895
<b>Interior dimensions in mm (w/d/h)</b>	916/502/550	902/500/600	902/500/600
<b>Energy consumption in 24 h</b>	1.3 kWh	0.9 kWh	1.3 kWh
<b>General</b>			
Cooling system	forced-air	static	static
Defrosting	automatic	automatic	automatic
Temperature range	+2°C to +12°C	+2°C to +15°C	+2°C to +12°C
Housing material/colour	steel/white	steel/white	steel/white
Door/lid material	glass	aluminium	glass
Cover frame	silver	silver	silver
Liner material	aluminium	aluminium	aluminium
Type of control	mechanical control system	mechanical control system	mechanical control system
Temperature display	internal analogue	–	–
Number of baskets	3	0	0
Number of baskets, max.	3	–	–
Castors / type of castors	yes/swivel castors	yes/swivel castors	yes/swivel castors
Water drain	yes	yes	yes
Bottle opener with crown cork bin	–	yes	–
Lock	fitted	can be retrofitted	can be retrofitted
Gross/net weight	68/60 kg	55/47 kg	58/50 kg
Climate rating	SN-ST	SN-ST	SN-ST
Refrigerant	R 134a	R 134a	R 134a
Connection rating	1.5 A/200 W	1.0 A/100 W	1.0 A/100 W
Frequency/voltage	50 Hz/220-240 V	50 Hz/220-230 V	50 Hz/220-230 V
<b>Accessories</b>			
Cylinder lock for foamed lid	–	7042835	–
Cylinder lock for glass sliding lid	7042845	–	7042845

Chest coolers - appliance overview					
Model	Total gross/net capacity in l	Exterior dimensions in mm (w/d/h)	Interior dimensions in mm (w/d/h)	Number of baskets	Lid material
FTI 2902	283/210 l	1045/634/829-709	916/502/550	3	glass
FT 2900	282/247 l	1030/628/895	902/500/600	0	aluminium
FT 2902	302/234 l	1030/628/895	902/500/600	0	glass

## Top freezing performance

Exacting standards of performance are expected of freezers in all areas of professional use where freshness ranks high in quality aspirations. Liebherr has therefore come up with a special range designed to fill the bill in terms of top refrigeration performance and select materials. Whether the appliances are used in environments where the ambient temperatures are high or the door has to be opened frequently: the combination of high refrigerating capacity, high quality workmanship and fittings tailor-made for commercial needs means that they fulfill the highest professional standards. In Liebherr freezers you can store large quantities of frozen products safely for long periods of time.

# Quality right down to the smallest detail

The ProfiPremiumline and ProfiLine appliances from Liebherr offer all the plus points professionals seek in reliable freezers. High quality materials, efficient refrigeration components and precision workmanship right down to the smallest detail – they all go to guarantee the high quality of the Liebherr appliances.



## Practical and elegant - SwingLine design

The new SwingLine doors are easy to open with an ergonomically and hygienically designed full-length, integrated edge handle. There are no projecting parts to detract from a smooth workflow. The sturdy door is very easy to clean and the door seals are replaceable. The doors stay open at 90° and close automatically at less. The integrated lock is exceedingly sturdy and protects against unauthorised access. The hinges can be reversed.

## Easy to clean

Hygiene is a major factor in areas where large quantities of food are used every day. All the models come with a 304-grades stainless steel inner liners with integrated support ribs. This makes the liners particularly simple and easy to clean without having to detach trayslides or ladderracks beforehand. The moulded liner-base with generously radiused corners also features a cleaning drain.

## Top site hygiene - adjustable legs

The adjustable stainless steel clad legs are height-adjustable from 150 mm to 180 mm, allowing easy cleaning of the floor under the appliances.



## Accurate and convenient - the electronic controls

Precision electronic controls combined with optimised refrigeration components ensure professional refrigeration. The controls are user-friendly and have a volt-free alarm contact, permitting connection to central alarm systems. The integrated door and temperature alarms warn you in case of unwanted temperature fluctuations or if the door is not closed. The user-friendly electronic controller is integrated behind a hygienic membrane.



## Professional refrigeration

The refrigeration units in conjunction with fan-assisted cooling and precision electronic controls are designed to fulfill the most exacting requirements. A specially developed air-ducting system ensures that the temperature is evenly distributed throughout the appliance. The efficient evaporator combined with the forced-air system with twin fans guarantees that the refrigerating capacity required is maintained even if the door is opened frequently and large quantities of fresh food are placed inside the appliance. Fan operation is stopped when the door is opened. The cold air is kept in the appliance, saving valuable energy. The automatic hot-gas defrost system is highly energy-efficient and economical. All the refrigeration components are integrated in the unit compartment, allowing good service access and releasing valuable internal storage space. The hinged unit cover allows good access for cleaning or servicing purposes.

## Versatile and standardscompliant - the liners

The inner liners are standardscompliant and are made of high quality 304-grade stainless steel. This guarantees that they are tough, versatile, very hygienic and easy to clean. Gastronorm containers slide in on the ribs in the same way as grid shelves. The 304-grade stainless steel inner liners are designed for 2/1 size Gastronorm containers. The maximum shelf load is an impressive 60 kg.

Photo: Equipment



The ProfiPremiumline appliances provide high refrigerating capacity for storing frozen food. They are designed for an extremely wide temperature range from -10 °C down to -35 °C at an ambient temperature of +43 °C. The new, clearly arranged, HACCP-compliant electronic control system comes with a serial interface for continuous

temperature registration and a volt-free alarm contact for external fault warning. The housing made of high quality 304-grade stainless steel is easy to clean, ensuring the hygiene to which professionals attach especial importance.



### Foot pedal opener

If you don't have a hand free, you can conveniently open the appliance using the integrated foot pedal opener. The doors stay open at an opening angle of 90° and close automatically at less than 45°.



### CNS grid shelves

The 304-grade stainless steel GN 2/1 shelves have a maximum shelf load of 60 kg.

### User-friendly and precise - the electronic control system

The ProfiPremiumline's electronic controller incorporating a real-time clock conforms to HACCP requirements. It comes with an RS 485 interface, a volt-free alarm contact and an infrared interface. This allows networking with central data logging systems and permits stored data to be read out directly at the appliance control system. 3 different refrigeration programs with temperatures matched to the specific use are pre-defined for convenient operation. By way of example, there are programs for frozen foods, for storing ice and soft ice cream. Regardless of this, you can set individual temperature ranges.

The adaptive automatic defrost function controls the energy-efficient hot-gas defrost system thus further reducing energy consumption and temperature fluctuation. In addition, there is the option of initiating the defrosting operation as you require. The visual and audible door and temperature alarms ensure maximum safety. During alarm condition, the temperature, date and time are registered.

### Forced-air freezers GN 2/1, ProfiPremiumline - appliance overview

Model	Gross capacity in l	Exterior dimensions in mm (w/d/h)	Interior dimensions in mm (w/d/h)	Housing, colour
GGPv 1480	1427 l	1430/830/2150	1240/650/1550	304-grade stainless steel
GGPv 6580	601 l	700/830/2150	510/650/1550	304-grade stainless steel



### Forced-air freezers GN 2/1

<b>Gross capacity</b>	
<b>Exterior dimensions in mm (w/d/h)</b>	
<b>Interior dimensions in mm (w/d/h)</b>	
<b>Energy consumption in 24 h</b>	
<b>General</b>	
Cooling system	forced-air
Defrosting	automatic
Temperature range	-10°C to -26°C
Gastronorm	530 x 650 mm
Housing material/colour	304-grade stainless steel
Door/lid material	304-grade stainless steel
Liner material	304-grade stainless steel
Type of control	electronic control system with text display
Temperature display	external digital
Fault: warning signal	visual and audible
Interface / volt-free alarm contact	RS 485/yes
Storage shelves freezer compartment, adjustable	8
Shelf material	304-grade stainless steel shelves
Shelf loading	60 kg
Handle	full-length integrated handle
Foot pedal opener	yes
Height of adjustable legs	150-180 mm
Lock	fitted
Self-closing door	yes
Door hinges	right, reversible on site
Insulation	83 - 60 mm
Gross/net weight	247/207 kg
Climate rating	T
Refrigerant	R 404a
Connection rating	4.5 A/700 W
Frequency/voltage	50 Hz/220-230 V

### Accessories

304-grade stainless steel shelf	7112904
U-shaped trayslide, right	9000906
U-shaped trayslide, left	9000907
Optional castor set	9590661
Infrared key (incl. software)	9590631
RS 485/RS 232 adapter, data log software	9590633

### GGPv 1480 ProfiPremiumline

1427 l
1430/830/2150
1240/650/1550
9.8 kWh

forced-air
automatic
-10°C to -26°C
530 x 650 mm
304-grade stainless steel
304-grade stainless steel
304-grade stainless steel
304-grade stainless steel
electronic control system with text display
external digital
visual and audible
RS 485/yes
8
304-grade stainless steel shelves
60 kg
full-length integrated handle
yes
150-180 mm
fitted
yes
right, reversible on site
83 - 60 mm
247/207 kg
T
R 404a
4.5 A/700 W
50 Hz/220-230 V

### GGPv 6580 ProfiPremiumline

601 l
700/830/2150
510/650/1550
5.5 kWh

forced-air
automatic
-10°C to -35°C
530 x 650 mm
304-grade stainless steel
304-grade stainless steel
304-grade stainless steel
304-grade stainless steel
electronic control system with text display
external digital
visual and audible
RS 485/yes
4
304-grade stainless steel shelves
60 kg
full-length integrated handle
yes
150-180 mm
fitted
yes
right, reversible on site
83 - 60 mm
157/131 kg
T
R 404a
4.0 A/600 W
50 Hz/220-230 V

7112904
9000906
9000907
9590661
9590631
9590633

## Forced-air freezers GN 2/1, ProfiLine



Large quantities of frozen products can be reliably stored in the Gastronorm ProfiLine freezers. The temperature can be set in a range of -10 °C down to -35 °C at an ambient temperature of +43 °C. High refrigerating capacity in conjunction with an interior designed for optimal use ensure made-to-measure, long-term freshness.



### Precision electronic control system

The ProfiLine digital controller allows the temperature to be set to exactly the degree wanted. It is equipped with a volt-free alarm contact. This permits connection to central alarm systems. The automatic defrosting feature of the ProfiLine freezers ensures that they never ice up. There is the option of initiating additional defrosting as you require. The visual and audible door and temperature alarms ensure maximum safety.

### Sturdy grid shelves

The heavy-duty GN 2/1 coated wire shelves have a maximum shelf load of 60 kg.



### Forced-air freezers GN 2/1

<b>Gross capacity</b>
<b>Exterior dimensions in mm (w/d/h)</b>
<b>Interior dimensions in mm (w/d/h)</b>
<b>Energy consumption in 24 h</b>
<b>General</b>
Cooling system
Defrosting
Temperature range
Gastronorm
Housing material/colour
Door/lid material
Liner material
Type of control
Temperature display
Fault: warning signal
Volt-free alarm contact
Storage shelves freezer compartment, adjustable
Shelf material
Shelf loading
Handle
Foot pedal opener
Height of adjustable legs
Lock
Self-closing door
Door hinges
Insulation
Gross/net weight
Climate rating
Refrigerant
Connection rating
Frequency/voltage

### Accessories

Stainless steel shelf
Coated shelf
U-shaped trayslide, right
U-shaped trayslide, left
Optional castor set
Foot pedal opener

### GGPv 1470 ProfiLine

1427 l
1430/830/2150
1240/650/1550
9.8 kWh
forced-air
automatic
-10°C to -26°C
530 x 650 mm
304-grade stainless steel
304-grade stainless steel
304-grade stainless steel
304-grade stainless steel
electronic control system
external digital
visual and audible
yes
8
coated wire shelves
60 kg
full-length integrated handle
no
150-180 mm
fitted
yes
–
83 - 60 mm
250/211 kg
T
R 404a
4.5 A/700 W
50 Hz/220-230 V

7112904
7112908
9000906
9000907
9590661
9590639

### GGPv 6570 ProfiLine

601 l
700/830/2150
510/650/1550
5.5 kWh
forced-air
automatic
-10°C to -35°C
530 x 650 mm
304-grade stainless steel
304-grade stainless steel
304-grade stainless steel
304-grade stainless steel
electronic control system
external digital
visual and audible
yes
4
coated wire shelves
60 kg
full-length integrated handle
no
150-180 mm
fitted
yes
right, reversible on site
83 - 60 mm
160/131 kg
T
R 404a
4.0 A/600 W
50 Hz/220-230 V

7112904
7112908
–
–
9590663
9590659

### Forced-air freezers GN 2/1, ProfiLine - appliance overview

Model	Gross capacity in l	Exterior dimensions in mm (w/d/h)	Interior dimensions in mm (w/d/h)	Housing, colour
GGPv 1470	1427 l	1430/830/2150	1240/650/1550	304-grade stainless steel
GGPv 6570	601 l	700/830/2150	510/650/1550	304-grade stainless steel

Liebherr's commercial freezers enable even large quantities of frozen food to be stored safely and economically: the static freezing system can be set to temperatures of between -14 °C and -28 °C.



### User-friendly and precise

The digital controller on the GG 52.. models allows the temperature to be set to exactly the degree wanted. Optical and acoustic alarms warn you if the temperature rises too high or if the door is left open. An all-round user-friendly solution.



### Under lock and key

The freezers can be locked with a sturdy lock which is fitted separately from the strong handle.

### Trayslides

The TGS 4000 comes with extra strong, adjustable trayslides for GN 1/1 size Gastronorm containers and bakery trays (600x400mm). The frozen food can be stored on up to 22 stable trays. Trays are not included.



### Drawers

The completely enclosed drawers of the G 5216 and GGU 1500 models are very sturdy. Ideal for storing loose or small items of frozen food.

### Freezers with static cooling

<b>Total gross/net capacity</b>	
<b>Exterior dimensions in mm (w/d/h)</b>	
<b>Interior dimensions in mm (w/d/h)</b>	
<b>Energy consumption in 24 h</b>	
<b>General</b>	
Cooling system	static
Defrosting	manual
Temperature range	-14°C to -28°C
Housing material/colour	stainless steel/stainless steel
Door/lid material	stainless steel
Liner material	moulded polystyrol
Type of control	electronic control system
SuperFrost	–
Temperature display	external digital
Fault: warning signal	visual and audible
Drawers	0
Number of baskets	14
Shelves, freezer compartment	7
Shelf material	evaporator plates
Shelf loading	60 kg
Compartment height in mm	6 x 187, 1 x 237
Height of adjustable legs	150-180 mm
Handle	stainless steel slimline door handle
Lock	fitted
Self-closing door	yes
Door hinges	right, reversible on site
Gross/net weight	111/104 kg
Climate rating	SN-ST
Refrigerant	R 600a
Connection rating	1.0 A/150 W
Frequency/voltage	50 Hz/220-240 V
<b>Accessories</b>	
Optional castor set	9086673
Neutral retrofit control panel	9086659
Basket / short basket	9141791 / 9141789
Drawer / short drawer	9792795 / 9792797

GG 5260	GG 5210	G 5216 Comfort
513/472 l	513/472 l	513/472 l
750/760/1864	750/760/1864	750/760/1725
607/560/1510	607/560/1510	607/560/1510
1.2 kWh	1.2 kWh	1.2 kWh
static	static	static
manual	manual	manual
-14°C to -28°C	-14°C to -28°C	-14°C to -28°C
stainless steel/stainless steel	steel/white	steel/white
stainless steel	steel	steel
moulded polystyrol	moulded polystyrol	moulded polystyrol
electronic control system	electronic control system	electronic control system
–	–	quantity-controlled
external digital	external digital	external digital
visual and audible	visual and audible	visual and audible
0	0	14
14	14	0
7	7	7
evaporator plates	evaporator plates	evaporator plates
60 kg	60 kg	60 kg
6 x 187, 1 x 237	6 x 187, 1 x 237	6 x 187, 1 x 237
150-180 mm	150-180 mm	–
stainless steel slimline door handle	ergonomic slimline handle	slimline handle with integrated opening mechanism
fitted	fitted	–
yes	yes	yes
right, reversible on site	right, reversible on site	right, reversible on site
111/104 kg	114/107 kg	111/105 kg
SN-ST	SN-ST	SN-ST
R 600a	R 600a	R 600a
1.0 A/150 W	1.0 A/150 W	1.0 A/150 W
50 Hz/220-240 V	50 Hz/220-240 V	50 Hz/220-240 V
9086673	9086673	–
9086659	9086659	–
9141791 / 9141789	9141791 / 9141789	9141791 / 9141789
9792795 / 9792797	9792795 / 9792797	9792795 / 9792797

### Freezers with static cooling – appliance overview

Model	Total gross/net capacity in l	Exterior dimensions in mm (w/d/h)	Interior dimensions in mm (w/d/h)	Number Baskets/drawers
GG 5260	513/472 l	750/760/1864	607/560/1510	14
GG 5210	513/472 l	750/760/1864	607/560/1510	14
G 5216	513/472 l	750/760/1725	607/560/1510	14
TGS 4000	400/385 l	752/710/1510	613/530/1312	0
GG 4360	425/407 l	600/655/1860	492/508/1619	3
GG 4310	425/407 l	600/655/1860	492/508/1619	3
GGU 1550	143/133 l	600/615/830	474/443/676	4
GGU 1500	143/133 l	600/615/830	474/443/676	4





## Freezers with static cooling

<b>Total gross/net capacity</b>	
<b>Exterior dimensions in mm (w/d/h)</b>	
<b>Interior dimensions in mm (w/d/h)</b>	
<b>Energy consumption in 24 h</b>	
<b>General</b>	
Cooling system	
Defrosting	
Temperature range	
Gastronorm/Bakery standard	
Housing material/colour	
Door/lid material	
Liner material	
Type of control	
Temperature display	
Drawers	
Number of baskets	
Shelves, freezer compartment	
Shelf material	
Shelf loading	
Compartment height in mm	
Lock	
Door hinges	
Gross/net weight	
Climate rating	
Refrigerant	
Connection rating	
Frequency/voltage	

## Accessories

Universal trayslide, right	
Universal trayslide, left	
Castor base	

TGS 4000	GG 4360	GG 4310
----------	---------	---------

400/385 l	425/407 l	425/407 l
752/710/1510	600/655/1860	600/655/1860
613/530/1312	492/508/1619	492/508/1619
2.5 kWh	2.9 kWh	2.9 kWh
static	static	static
manual	manual	manual
-9°C to -26°C	-9°C to -26°C	-9°C to -26°C
530 x 325 / 600 x 400 mm	–	–
steel/white	stainless steel/stainless steel	steel/white
steel	stainless steel	steel
moulded polystyrol	moulded polystyrol	moulded polystyrol
mechanical control system	mechanical control system	mechanical control system
external digital	external digital	external digital
0	0	0
0	3	3
3	7	7
3 fixed evaporator plates, 3 prs adjustable trayslides	evaporator plates	evaporator plates
40 kg	40 kg	40 kg
1 x 370, 2 x 350, 1 x 196	1 x 236, 3 x 250, 2 x 200, 1 x 225	1 x 236, 3 x 250, 2 x 200, 1 x 225
fitted	fitted	fitted
right, reversible on site	right, reversible on site	right, reversible on site
84/79 kg	82/77 kg	84/78 kg
SN	SN-ST	SN-ST
R 600a	R 600a	R 600a
1.5 A/200 W	1.0 A/150 W	1.0 A/150 W
50 Hz/220-240 V	50 Hz/220-240 V	50 Hz/220-240 V

## Freezers with static cooling

<b>Total gross/net capacity</b>	
<b>Exterior dimensions in mm (w/d/h)</b>	
<b>Interior dimensions in mm (w/d/h)</b>	
<b>Energy consumption in 24 h</b>	
<b>General</b>	
Cooling system	
Defrosting	
Temperature range	
Gastronorm	
Housing material/colour	
Door/lid material	
Liner material	
Type of control	
Temperature display	
Drawers	
Number of baskets	
Shelves, freezer compartment	
Shelf material	
Shelf loading	
Compartment height in mm	
Lock	
Door hinges	
Gross/net weight	
Climate rating	
Refrigerant	
Connection rating	
Frequency/voltage	

## Accessories

Stainless steel connecting frame (GGU bottom)	
White connecting frame (GGU bottom)	
Roller Set	

GGU 1550	GGU 1500
----------	----------

143/133 l	143/133 l
600/615/830	600/615/830
474/443/676	474/443/676
0.8 kWh	0.8 kWh
static	static
manual	manual
-9°C to -26°C	-9°C to -26°C
–	–
stainless steel/stainless steel	steel/white
stainless steel	steel
moulded polystyrol	moulded polystyrol
electronic control system	electronic control system
external digital	external digital
0	3
4	1
4	4
evaporator plates	evaporator plates
24 kg	24 kg
3 x 150, 1 x 170	3 x 150, 1 x 170
fitted	fitted
right, reversible on site	right, reversible on site
41/39 kg	41/38 kg
SN-T	SN-T
R 600a	R 600a
0.6 A/100 W	0.6 A/100 W
50 Hz/220-240 V	50 Hz/220-240 V

## Accessories

7777699	7777699
9876697	9876697
9086607	9086607

The bakery-standard, forced-air freezers are the professional answer for high-quality storage of bakery products, such as dough preforms. The forced-air system keeps the temperature constant throughout the interior. The temperature can be set between -10 °C and -35 °C.



### Bakery standard

The 304-grade stainless steel inner liner is ideally designed to take bakery trays. The adjustable, L-shaped trayslides are suitable for 600 x 400 mm or 600 x 800 mm bakery trays, depending on appliance.



### Precision electronic control system

The ProfiLine electronic control system with digital display allows the temperature to be set to exactly the degree wanted. It is equipped with a volt-free alarm contact. This permits connection to central alarm systems. The automatic hot-gas defrost system is highly energy-efficient and economical, ensuring that the appliances never ice up. There is the option of initiating additional defrosting as you require. The visual and audible door and temperature alarms ensure maximum safety. The integrated lock is exceedingly sturdy and protects against unauthorised access.



### Self-closing doors

The elegant SwingLine door is robust and easy to clean and has a removable gasket. The doors stay open at 90° and close automatically at less.

### Bakery forced-air freezers

<b>Gross capacity</b>
<b>Exterior dimensions in mm (w/d/h)</b>
<b>Interior dimensions in mm (w/d/h)</b>
<b>Energy consumption in 24 h</b>
<b>General</b>
Cooling system
Defrosting
Temperature range
Bakery standard
Housing material/colour
Door/lid material
Liner material
Type of control
Temperature display
Fault: warning signal
Volt-free contact
Adjustable trayslides
Shelf material
Handle
Height of adjustable legs
Lock
Self-closing door
Door hinges
Insulation
Gross/net weight
Climate rating
Refrigerant
Connection rating
Frequency/voltage

### Accessories

- L-shaped trayslide, right
- L-shaped trayslide, left
- Optional castor set
- Foot pedal opener

BGPv 8470 ProfiLine	BGPv 8420 ProfiLine	BGPv 6570 ProfiLine
856 l	856 l	601 l
790/980/2150	790/980/2150	700/830/2150
623/800/1550	623/800/1550	510/650/1550
7.0 kWh	7.0 kWh	5.5 kWh
forced-air	forced-air	forced-air
automatic	automatic	automatic
-10°C to -35°C	-10°C to -35°C	-10°C to -35°C
600 x 800 mm	600 x 800 mm	400 x 600 mm
304-grade stainless steel	steel/white	304-grade stainless steel
304-grade stainless steel	steel	304-grade stainless steel
304-grade stainless steel	304-grade stainless steel	304-grade stainless steel
electronic control system	electronic control system	electronic control system
external digital	external digital	external digital
visual and audible	visual and audible	visual and audible
yes	yes	yes
25	25	20
stainless steel L-shaped trayslides	stainless steel L-shaped trayslides	stainless steel L-shaped trayslides
full-length integrated handle	full-length integrated handle	full-length integrated handle
150-180 mm	150-180 mm	150-180 mm
fitted	fitted	fitted
yes	yes	yes
right, reversible on site	right, reversible on site	right, reversible on site
83 - 60 mm	83 - 60 mm	83 - 60 mm
198/168 kg	203/172 kg	176/151 kg
T	T	T
R 404a	R 404a	R 404a
4.0 A/600 W	4.0 A/600 W	4.0 A/600 W
50 Hz/220-230 V	50 Hz/220-230 V	50 Hz/220-230 V
		also available in white as BGPv 6520
9000968	9000968	9001127
9000969	9000969	9001125
9590663	9590663	9590663
9590659	9590659	9590659

Model	Gross capacity in l	Exterior dimensions in mm (w/d/h)	Interior dimensions in mm (w/d/h)	Pairs trayslides
BGPv 8470	856 l	790/980/2150	623/800/1550	25
BGPv 8420	856 l	790/980/2150	623/800/1550	25
BGPv 6570	601 l	700/830/2150	510/650/1550	20
BGPv 6520	601 l	700/830/2150	510/650/1550	20

In the food sector the correct presentation of goods is of particular importance when it comes to encouraging customers to buy. These freezers with display demonstrate how enticing ice-cream and frozen-food presentation can be - and what advantages state-of-the-art refrigerating systems offer for professional use. In addition to the properties of the forced-air system, these appliances also

offer a host of other advantages. The illuminated display combined with the interior light makes the appliance an attractive focal point. The heated outside pane on the tripleglazed door prevents it from steaming up. The temperature in these appliances can be set between -10 °C and -22 °C.



### Powerful and quiet

The finned evaporator of the UTSD 3702 has a particularly high refrigeration duty. As the evaporator is separated from the interior by an insulation plate, the temperature fluctuations that occur during the defrost cycle are kept to a minimum. The twin fans provide effective, quiet air circulation.

### Attractive, eye-catching design

The heated outside pane on the tripleglazed door prevents it from steaming up.



## Freezers with display

<b>Total gross/net capacity</b>	
<b>Exterior dimensions in mm (w/d/h)</b>	
<b>Interior dimensions in mm (w/d/h)</b>	
<b>Energy consumption in 24 h</b>	
<b>General</b>	
Cooling system	
Defrosting	
Temperature range	
Housing material/colour	
Door/lid material	
Liner material	
Type of control	
Temperature display	
Interior light	
Shelves, freezer compartment	
Shelf material	
Compartment height in mm	
Lock	
Door hinges	
Gross/net weight	
Climate rating	
Refrigerant	
Connection rating	
Frequency/voltage	
<b>Accessories</b>	
Grid shelf white	
Scanner rail	

UTSD 3702	TGSD 3702
-----------	-----------


366/317 l	366/272 l
600/622/1990	600/622/1990
492/470/1435	492/470/1435
10.7 kWh	10.7 kWh
forced-air	static
automatic	manual
-10°C to -22°C	-10°C to -22°C
steel/white	steel/white
triple-pane glass door	triple-pane glass door
moulded polystyrol	moulded polystyrol
mechanical control system	mechanical control system
internal analogue	internal analogue
ceiling lighting, with separate switch	ceiling lighting, with separate switch
6	7
grid shelves, white-coated, height-adjustable	evaporator plates
adjustable	5 x 200 1 x 210
fitted	fitted
right	right
126/115 kg	119/107 kg
SN-ST (4+)	SN-ST (4+)
R 404a	R 404a
4.0 A / 630 W	4.0 A / 630 W
50 Hz/220-240 V	50 Hz/220-240 V
7112981	-
7640617	-

## Freezers with display - appliance overview

Model	Total gross/net capacity in l	Exterior dimensions in mm (w/d/h)	Interior dimensions in mm (w/d/h)	Housing, colour
UTSD 3702	366/317 l	600/622/1990	492/470/1435	steel, white
TGSD 3702	366/272 l	600/622/1990	492/470/1435	steel, white

Liebherr chest freezers are designed to withstand heavy loads. Made of the very best quality components to ensure a long service life in any conditions - ideal for bulk storage.

Every business is bound to find exactly the right appliance for its own individual needs in Liebherr's wide range of sales chest freezers.



### StopFrost function

The StopFrost system incorporated in GTL chest freezers has two decisive advantages. It secures a reduction in frost covering the freezer and frozen food of up to 70%. This means defrosting is necessary far less often. No vacuum is generated after the lid has been opened and closed, and the chest freezer can be opened effortlessly.

### Under lock and key

The handle of the GTL chest freezers has a very sturdy design for use in the commercial sector. All the appliances can be safely locked



### Swivel castors

Sturdy swivel castors make transport easier especially when chest appliances have to be moved frequently.

All GTE/GTI models are now equipped with high-quality, rubber-coated double swivel castors.



### Curved sliding glass lid

The curved sliding glass lid of the GTI chest freezers is made of toughened safety glass encased in a one-piece plastic frame with integrated handles. Thanks to specially developed Teflon inserts in the profiled seal and the gas heater incorporated in the plastic frame, the two halves of the lid are always easy to move and open.

### Extremely robust

The composite aluminium and rigid PVC covers are designed for maximum stability in the upper area of the chest. An optional cylinder lock is available. The top of the insulated, lockable sliding lid is protected with a scratch-resistant aluminium worktop.



### Flip-top lid

The two halves of the lockable flip-top lid are connected with sturdy hinges. So the lid retains its shape and stays tightly closed to keep the cold in, even if it is opened frequently. It has highly effective 30 mm insulation.



### Chest freezers - appliance overview

Model	Total gross/net capacity in l	External dimensions in mm (w/d/h)	Internal dimensions in mm (w/d/h)	Lid material	Number of baskets
GTL 6106	601/572 l	1647/776/908	1520/575/702	304-grade stainless steel	3
GTL 6105	601/572 l	1647/776/917	1520/575/702	steel	3
GTL 4906	485/461 l	1372/776/908	1245/575/702	304-grade stainless steel	2
GTL 4905	485/461 l	1372/776/917	1245/575/702	steel	2
GTL 3006	299/284 l	998/725/908	871/526/702	304-grade stainless steel	2
GTL 3005	299/284 l	998/725/917	871/526/702	steel	2
GTE 5000	510/450 l	1511/666/907	1380/535/650	aluminium	0
GTE 5002	521/412 l	1511/666/896	1380/535/600	glass	0
GTE 4300	443/389 l	1341/666/907	1210/535/650	aluminium	0
GTE 4302	452/356 l	1341/666/896	1210/535/600	glass	0
GTE 3700	375/329 l	1171/666/907	1040/535/650	aluminium	0
GTE 3702	383/301 l	1171/666/896	1040/535/600	glass	0
GTE 3000	307/269 l	1001/666/907	870/535/650	aluminium	0
GTE 3002	313/245 l	1001/666/896	870/535/600	glass	0
GTE 2400	239/209 l	831/666/907	700/535/650	aluminium	0
GTE 2402	244/189 l	831/666/896	700/535/600	glass	0
GTE 1501	146/139 l	640/547/895	535/442/693	aluminium	0
GTI 5003	513/391 l	1512/665/901	1380/535/590	glass	4
GTI 4303	445/339 l	1342/665/901	1210/535/590	glass	4
GTI 3703	377/285 l	1172/665/901	1040/535/590	glass	3
GTI 3003	309/232 l	1002/665/901	870/535/590	glass	3
GTI 2403	240/179 l	832/665/901	700/535/590	glass	3



Chest freezers	GTL 6106	GTL 6105	GTL 4906
<b>Total gross/net capacity</b>	601/572 l	601/572 l	485/461 l
<b>Exterior dimensions in mm (w/d/h)</b>	1647/776/908	1647/776/917	1372/776/908
<b>Interior dimensions in mm (w/d/h)</b>	1520/575/702	1520/575/702	1245/575/702
<b>Energy consumption in 24 h</b>	1.5 kWh	1.5 kWh	1.1 kWh
<b>General</b>			
Cooling system	static	static	static
Defrosting	manual	manual	manual
Temperature range	-14°C to -26°C	-14°C to -26°C	-14°C to -26°C
Door/lid material	304-grade stainless steel	steel	304-grade stainless steel
Housing material/colour	steel/white	steel/white	steel/white
Liner material	aluminium	aluminium	aluminium
Type of control	mechanical control system	mechanical control system	mechanical control system
Temperature display	external analogue	external analogue	external analogue
Number of baskets	3	3	2
Number of baskets, max.	6	6	4
Handle	profiled aluminium	profiled aluminium	profiled aluminium
Lock	fitted	fitted	fitted
Insulation	60 - 60 mm	60 - 60 mm	60 - 60 mm
Water drain	yes	yes	yes
Gross/net weight	89/76 kg	92/78 kg	78/65 kg
Climate rating	SN-T	SN-T	SN-T
Refrigerant	R 600a	R 600a	R 600a
Connection rating	1.5 A/200 W	1.5 A/200 W	1.2 A/140 W
Frequency/voltage	50 Hz/220-240 V	50 Hz/220-240 V	50 Hz/220-240 V
<b>Accessories</b>			
Basket	7112727	7112727	7112727



Chest freezers	GTL 4905	GTL 3006	GTL 3005
<b>Total gross/net capacity</b>	485/461 l	299/284 l	299/284 l
<b>Exterior dimensions in mm (w/d/h)</b>	1372/776/917	998/725/908	998/725/917
<b>Interior dimensions in mm (w/d/h)</b>	1245/575/702	871/526/702	871/526/702
<b>Energy consumption in 24 h</b>	1.1 kWh	0.9 kWh	0.9 kWh
<b>General</b>			
Cooling system	static	static	static
Defrosting	manual	manual	manual
Temperature range	-14°C to -26°C	-14°C to -26°C	-14°C to -26°C
Door/lid material	steel	chromium-nickel steel	steel
Housing material/colour	steel/white	steel/white	steel/white
Liner material	aluminium	aluminium	aluminium
Type of control	mechanical control system	mechanical control system	mechanical control system
Temperature display	external analogue	external analogue	external analogue
Number of baskets	2	2	2
Number of baskets, max.	4	3	3
Handle	profiled aluminium	profiled aluminium	profiled aluminium
Lock	fitted	fitted	fitted
Insulation	60 - 60 mm	60 - 60 mm	60 - 60 mm
Water drain	yes	yes	yes
Gross/net weight	81/68 kg	58/49 kg	59/49 kg
Climate rating	SN-T	SN-T	SN-T
Refrigerant	R 600a	R 600a	R 600a
Connection rating	1.2 A/140 W	1.0 A/120 W	1.0 A/120 W
Frequency/voltage	50 Hz/220-240 V	50 Hz/220-240 V	50 Hz/220-240 V
<b>Accessories</b>			
Basket	7112727	7112725	7112725



Chest freezers	GTE 5000	GTE 5002	GTE 4300
<b>Total gross/net capacity</b>	510/450 l	521/412 l	443/389 l
<b>Exterior dimensions in mm (w/d/h)</b>	1511/666/907	1511/666/896	1341/666/907
<b>Interior dimensions in mm (w/d/h)</b>	1380/535/650	1380/535/600	1210/535/650
<b>Energy consumption in 24 h</b>	2.0 kWh	2.0 kWh	1.7 kWh
<b>General</b>			
Cooling system	static	static	static
Defrosting	manual	manual	manual
Temperature range	-10°C to -24°C	-10°C to -24°C	-10°C to -24°C
Door/lid material	aluminium	glass	aluminium
Housing material/colour	steel/white	steel/white	steel/white
Liner material	aluminium	aluminium	aluminium
Colour cover frame	blue	blue	blau
Type of control	mechanical control system	mechanical control system	mechanical control system
Temperature display	internal analogue	internal analogue	internal analogue
Number of baskets	0	0	0
Number of baskets, max.	4	4	4
Castors	yes	yes	yes
Type of castors	swivel castors	swivel castors	swivel castors
Insulation	62 - 62 mm	62 - 62 mm	62 - 62 mm
Water drain	yes	yes	yes
Gross/net weight	72/61 kg	78/66 kg	67/57 kg
Climate rating	SN (4)	SN (4)	SN (4)
Refrigerant	R 134a	R 134a	R 134a
Connection rating	1.5 A/220 W	1.5 A/220 W	1.5 A/200 W
Frequency/voltage	50 Hz/220-240 V	50 Hz/220-240 V	50 Hz/220-240 V
<b>Accessories</b>			
Basket large	7112775	7112775	7112775
Basket small	7112777	7112777	7112777
Lid lock for foamed lid	7042835	-	7042835
Lid lock for glass lid	-	7042845	-

Chest freezers	GTE 4302	GTE 3700	GTE 3702
<b>Total gross/net capacity</b>	452/356 l	375/329 l	383/301 l
<b>Exterior dimensions in mm (w/d/h)</b>	1341/666/896	1171/666/907	1171/666/896
<b>Interior dimensions in mm (w/d/h)</b>	1210/535/600	1040/535/650	1040/535/600
<b>Energy consumption in 24 h</b>	1.7 kWh	1.6 kWh	1.6 kWh
<b>General</b>			
Cooling system	static	static	static
Defrosting	manual	manual	manual
Temperature range	-10°C to -24°C	-10°C to -24°C	-10°C to -24°C
Door/lid material	glass	aluminium	glass
Housing material/colour	steel/white	steel/white	steel/white
Liner material	aluminium	aluminium	aluminium
Colour cover frame	blue	blue	blue
Type of control	mechanical control system	mechanical control system	mechanical control system
Temperature display	internal analogue	internal analogue	internal analogue
Number of baskets	0	0	0
Number of baskets, max.	4	3	3
Castors	yes	yes	yes
Type of castors	swivel castors	swivel castors	swivel castors
Insulation	62 - 62 mm	62 - 62 mm	62 - 62 mm
Water drain	yes	yes	yes
Gross/net weight	73/61 kg	61/51 kg	65/54 kg
Climate rating	SN (4)	SN (4)	SN (4)
Refrigerant	R 134a	R 134a	R 134a
Connection rating	1.5 A/200 W	1.5 A/160 W	1.5 A/160 W
Frequency/voltage	50 Hz/220-240 V	50 Hz/220-240 V	50 Hz/220-240 V
<b>Accessories</b>			
Basket large	7112775	7112775	7112775
Basket small	7112777	7112777	7112777
Lid lock for foamed lid	-	7042835	-
Lid lock for glass lid	7042845	-	7042845



Chest freezers	GTE 3000	GTE 3002	GTE 2400
<b>Total gross/net capacity</b>	307/269 l	313/245 l	239/209 l
<b>Exterior dimensions in mm (w/d/h)</b>	1001/666/907	1001/666/896	831/666/907
<b>Interior dimensions in mm (w/d/h)</b>	870/535/650	870/535/600	700/535/650
<b>Energy consumption in 24 h</b>	1.4 kWh	1.4 kWh	1.3 kWh
<b>General</b>			
Cooling system	static	static	static
Defrosting	manual	manual	manual
Temperature range	-10°C to -24°C	-10°C to -24°C	-10°C to -24°C
Door/lid material	aluminium	glass	aluminium
Housing material/colour	steel/white	steel/white	steel/white
Liner material	aluminium	aluminium	aluminium
Colour cover frame	blue	blue	blue
Type of control	mechanical control system	mechanical control system	mechanical control system
Temperature display	internal analogue	internal analogue	internal analogue
Number of baskets	0	0	0
Number of baskets, max.	3	3	2
Castors	yes	yes	yes
Type of castors	swivel castors	swivel castors	swivel castors
Insulation	62 - 62 mm	62 - 62 mm	62 - 62 mm
Water drain	yes	yes	yes
Gross/net weight	54/45 kg	56/48 kg	50/41 kg
Climate rating	SN (4)	SN (4)	SN (4)
Refrigerant	R 134a	R 134a	R 134a
Connection rating	1.0 A/140 W	1.0 A/140 W	1.0 A/120 W
Frequency/voltage	50 Hz/220-240 V	50 Hz/220-240 V	50 Hz/220-240 V
<b>Accessories</b>			
Basket large	7112775	7112775	7112775
Basket small	7112777	7112777	7112777
Lid lock for foamed lid	7042835	-	7042835
Lid lock for glass lid	-	7042845	-

Chest freezers	GTE 2402	GTE 1501
<b>Total gross/net capacity</b>	244/189 l	146/139 l
<b>Exterior dimensions in mm (w/d/h)</b>	831/666/896	640/547/895
<b>Interior dimensions in mm (w/d/h)</b>	700/535/600	535/442/693
<b>Energy consumption in 24 h</b>	1,3 kWh	1,3 kWh
<b>General</b>		
Cooling system	static	static
Defrosting	manual	manual
Temperature range	-10°C to -24°C	-10°C to -24°C
Door/lid material	glass	aluminium
Housing material/colour	steel/white	steel/white
Liner material	aluminium	aluminium
Colour cover frame	blue	white
Type of control	mechanical control system	mechanical control system
Temperature display	internal analogue	internal analogue
Number of baskets	0	0
Number of baskets, max.	2	1
Castors	yes	yes
Type of castors	swivel castors	swivel castors
Insulation	62 - 62 mm	50 - 50 mm
Water drain	yes	yes
Gross/net weight	52/44 kg	35/32 kg
Climate rating	SN (4)	SN (4)
Refrigerant	R 134a	R 134a
Connection rating	1.0 A/120 W	1.0 A/120 W
Frequency/voltage	50 Hz/220-240 V	50 Hz/220-240 V
<b>Accessories</b>		
Basket large	7112775	7112775
Basket small	7112777	7112777
Lid lock for foamed lid	-	7042835
Lid lock for glass lid	7042845	-



Chest freezers	GTI 5003	GTI 4303	GTI 3703
<b>Total gross/net capacity</b>	513/391 l	445/339 l	377/285 l
<b>Exterior dimensions in mm (w/d/h)</b>	1512/665/901	1342/665/901	1172/665/901
<b>Interior dimensions in mm (w/d/h)</b>	1380/535/590	1210/535/590	1040/535/590
<b>Energy consumption in 24 h</b>	3.2 kWh	3.2 kWh	2.6 kWh
<b>General</b>			
Cooling system	static	static	static
Defrosting	manual	manual	manual
Temperature range	-10°C to -24°C	-10°C to -24°C	-10°C to -24°C
Door/lid material	glass	glass	glass
Housing material/colour	steel/white	steel/white	steel/white
Liner material	aluminium	aluminium	aluminium
Colour cover frame	blue	blue	blue
Type of control	mechanical control system	mechanical control system	mechanical control system
Temperature display	internal analogue	internal analogue	internal analogue
Number of baskets	4	4	3
Castors	yes	yes	yes
Type of castors	swivel castors	swivel castors	swivel castors
Insulation	62 - 62 mm	62 - 62 mm	62 - 62 mm
Water drain	yes	yes	yes
Gross/net weight	89/76 kg	81/69 kg	71/61 kg
Climate rating	SN (4)	SN (4)	SN (4)
Refrigerant	R 404a	R 134a	R 134a
Connection rating	3.0 A/300 W	2.0 A/200 W	2.0 A/200 W
Frequency/voltage	50 Hz/220-240 V	50 Hz/220-240 V	50 Hz/220-240 V
<b>Accessories</b>			
Lid lock for glass lid	7042845	7042845	7042845
Separating grid	7112977	7112977	7112977

Chest freezers	GTI 3003	GTI 2403
<b>Total gross/net capacity</b>	309/232 l	240/179 l
<b>Exterior dimensions in mm (w/d/h)</b>	1002/665/901	832/665/901
<b>Interior dimensions in mm (w/d/h)</b>	870/535/590	700/535/590
<b>Energy consumption in 24 h</b>	2.4 kWh	2.1 kWh
<b>General</b>		
Cooling system	static	static
Defrosting	manual	manual
Temperature range	-10°C to -24°C	-10°C to -24°C
Door/lid material	glass	glass
Housing material/colour	steel/white	steel/white
Liner material	aluminium	aluminium
Colour cover frame	blue	blue
Type of control	mechanical control system	mechanical control system
Temperature display	internal analogue	internal analogue
Number of baskets	3	3
Castors	yes	yes
Type of castors	swivel castors	swivel castors
Insulation	62 - 62 mm	62 - 62 mm
Water drain	yes	yes
Gross/net weight	65/55 kg	57/48 kg
Climate rating	SN (4)	SN (4)
Refrigerant	R 134a	R 134a
Connection rating	1.5 A/150 W	1.0 A/130 W
Frequency/voltage	50 Hz/220-240 V	50 Hz/220-240 V
<b>Accessories</b>		
Lid lock for glass lid	7042845	7042845
Separating grid	7112977	7112977





## **The ideal environment for fine wines**

No matter whether it be wine production, wine storage or wine tasting – everything revolves around the right temperature. It is only under perfect conditions that a good wine can develop into a really excellent vintage and be assured of maintaining its long-term value. The temperature at which a wine is served has an immense impact on its taste. Liebherr has the right answer – whether for storing wine or for keeping it at the serving temperature required.

## Wine cabinets for presenting and serving wine by the glass



The GWT(es) 4677 and GWT(es) 4577 Vinidor appliances and the GWUes 1753 GrandCru model are designed especially for professional use. These appliances not only provide the perfect temperature conditions for enjoying wine at its best, but also combine attractive presentation with practical storage for wines served by the glass. In the Vinidor appliances the temperature can be set individually for each wine safe from +5 °C to +20 °C. This means that champagne, white and red wines can be stored together in one appliance, each at its perfect serving temperature.



### Pull-out shelf for upright bottles

The bottles can be presented upright on the pull-out shelf. Thanks to the practical pull-out feature, this shelf is ideal for serving wine by the glass from open bottles.

### Presentation shelf

The practical presentation shelf of the GWT(es) 4677 Vinidor models fulfills both bottle storage and bottle presentation functions. The bottles can be stored horizontally at the rear.



### Electronic control system

In the GWT(es) 4677 and GWT(es) 4577 Vinidor appliances, the electronic control system is integrated in the insulation plate. The zones above and beneath can be set independently of each other to three different temperatures ranging between 5 °C and 20 °C.

### LED lighting

The Vinidor appliances feature the innovative LED lighting concept. There is LED lighting in each temperature zone, integrated in the ceiling and in the insulation plates. Since minimal heat is generated by the LEDs, wines can be presented bathed in light over a lengthy period.



### Wine cabinets for presenting and serving wine by the glass

<b>Total gross/net capacity</b>	
<b>Max. No. of Bordeaux bottles 0.75 l</b>	
<b>Exterior dimensions in mm (w/d/h)</b>	
<b>Interior dimensions in mm (w/d/h)</b>	
<b>Energy consumption in 24 h</b>	
<b>General</b>	
Cooling system	
Temperature zones	
Separately adjustable cooling circuits	
Settable temperature range	
Activated charcoal filter	
Housing material/colour	
Door/lid material	
Design	
Handle	
Interior light	
Type of control	
Temperature display	
Child proof function	
Fault: warning signal	
Storage shelves	
of which wooden shelves on telescopic rails	
Presentation shelf	
Pull-out shelf for upright bottles	
Lock	
Door hinges	
Climate rating	
Refrigerant	
Gross/net weight	
Connection rating	
Frequency/voltage	

<b>GWTes 4677</b>	<b>GWT 4677</b>
Vinidor	Vinidor

422/422 l	422/422 l
117	117
660/671/1855	660/671/1855
533/489/1601	533/489/1601
0.9 kWh	0.9 kWh
<b>General</b>	
Cooling system	dynamic
Temperature zones	3
Separately adjustable cooling circuits	3
Settable temperature range	+5°C to +20°C
Activated charcoal filter	yes
Housing material/colour	stainless steel/stainless steel
Door/lid material	tinted glazed door
Design	SwingLine design
Handle	stainless steel slimline door handle
Interior light	yes
Type of control	electronic control system
Temperature display	internal digital
Child proof function	yes
Fault: warning signal	visual and audible
Storage shelves	8
of which wooden shelves on telescopic rails	5
Presentation shelf	1
Pull-out shelf for upright bottles	1
Lock	fitted
Door hinges	right, reversible on site
Climate rating	SN-ST
Refrigerant	R 600a
Gross/net weight	123/116 kg
Connection rating	2.0 A
Frequency/voltage	50 Hz/220-240 V

<b>Accessories</b>	
Activated charcoal filter	7440999

### Wine cabinets for presenting and serving wine by the glass - appliance overview

Model	Total gross/net capacity in l	Exterior dimensions in mm (w/d/h)	max. Bordeaux bottles (0.75 l)	Temperature range
GWTes 4677	422/422 l	660/671/1855	117	+5°C to +20°C
GWT 4677	422/422 l	660/671/1855	117	+5°C to +20°C
GWTes 4577	442/442 l	660/671/1855	112	+5°C to +20°C
GWT 4577	442/442 l	660/671/1855	112	+5°C to +20°C
GWUes 1753	144/133 l	600/580/820-870	36	+5°C to +20°C



## Wine cabinets for presenting and serving wine by the glass

<b>Total gross/net capacity</b>
<b>Max. No. of Bordeaux bottles 0.75 l</b>
<b>Exterior dimensions in mm (w/d/h)</b>
<b>Interior dimensions in mm (w/d/h)</b>
<b>Energy consumption in 24 h</b>
<b>General</b>
Cooling system
Temperature zones
Separately adjustable cooling circuits
Settable temperature range
Activated charcoal filter
Housing material/colour
Door/lid material
Design
Handle
Interior light
Type of control
Temperature display
Child proof function
Fault: warning signal
Storage shelves
of which wooden shelves on telescopic rails
Presentation shelf
Pull-out shelf for upright bottles
Lock
Door hinges
Climate rating
Refrigerant
Gross/net weight
Connection rating
Frequency/voltage

## Accessories

Activated charcoal filter
---------------------------

## GWTeS 4577

Vinidor
442/442 l
112
660/671/1855
533/488/1645
0.7 kWh
dynamic
2
2
+5°C to +20°C
yes
stainless steel/stainless steel
tinted glazed door
SwingLine design
stainless steel slimline door handle
yes
electronic control system
internal digital
yes
visual and audible
8
5
0
2
fitted
right, reversible on site
SN-ST
R 600a
119/112 kg
2.5 A / 260 W
50 Hz/220-240 V

## GWT 4577

Vinidor
442/442 l
112
660/671/1855
533/488/1645
0.7 kWh
dynamic
2
2
+5°C to +20°C
yes
steel/tinto
tinted glazed door
SwingLine design
ergonomic slimline handle
yes
electronic control system
internal digital
yes
visual and audible
8
5
0
2
fitted
right, reversible on site
SN-ST
R 600a
122/115 kg
2.5 A
50 Hz/220-240 V

## Wine cabinets for presenting and serving wine by the glass

<b>Total gross/net capacity</b>
<b>Max. No. of Bordeaux bottles 0.75 l</b>
<b>Exterior dimensions in mm (w/d/h)</b>
<b>Interior dimensions in mm (w/d/h)</b>
<b>Energy consumption in 24 h</b>
<b>General</b>
Cooling system
Temperature zones
Separately adjustable cooling circuits
Settable temperature range
Activated charcoal filter
Housing material/colour
Door/lid material
Design
Handle
Interior light
Type of control
Temperature display
Child proof function
Fault: warning signal
Storage shelves
of which wooden shelves on telescopic rails
Presentation shelf
Pull-out shelf for upright bottles
Lock
Door hinges
Climate rating
Refrigerant
Gross/net weight
Connection rating
Frequency/voltage

## Accessories

Activated charcoal filter
Plinth panel

## GWUes 1753

GrandCru, under-worktop model
144/133 l
36
600/580/820-870
510/435/640
0,5 kWh
dynamic
1
1
+5°C to +20°C
yes
silver
tinted glazed door
-
stainless steel slimline door handle
yes
electronic control system
internal digital
yes
visual and audible
2
0
0
1
fitted
right, reversible on site
SN-ST
R 600a
53/50 kg
1.0 A
50 Hz/220-240 V


## Accessories

Activated charcoal filter
Plinth panel

## Vinidor range - temperature control and storage



The Vinidor range combines the advantages of wine storage cabinets and multi-temperature wine cabinets to perfection in one appliance. This series offers two or three wine safes in which the temperature can be set separately for each safe to the exact degree wanted. This means that, for instance in the WT 4677, red wine, white wine and champagne can be kept at their ideal serving temperatures in one and the same appliance. These models also ensure optimum temperature setting options when large amounts of wine need to be stored for long periods. Their wine safes vary in size to accommodate every individual selection of wines.



### Stable wooden shelves

The Vinidor range features stable wooden pull-out shelves providing a good overview and convenient access to the bottles. Storing the bottles in opposite directions on the pull-out shelves permits full use of the capacity.



### Electronic control system

In the Vinidor appliances the electronic control system is incorporated in the insulation plate. The zones above and beneath can be set independently of each other to 2-3 different temperatures, depending on model, ranging between 5 °C and 20 °C. You can store red or white wines or also red and white wines together in this appliance, as you please, at a temperature that will give you optimum enjoyment.



### LED lighting

There is LED lighting in each temperature zone of the Vinidor models, integrated in the ceiling of the liner and in the insulation plates. This innovative technology ensures uniform illumination of the interior.

### Vinidor range Temperature control and storage

<b>Total gross/net capacity</b>	
<b>Max. No. of Bordeaux bottles 0.75 l</b>	
<b>Exterior dimensions in mm (w/d/h)</b>	
<b>Interior dimensions in mm (w/d/h)</b>	
<b>Energy consumption in 24 h</b>	
<b>General</b>	
Cooling system	dynamic
Temperature zones	3
Temperature range	+5°C to +20°C
Separately adjustable cooling circuits	3
Activated charcoal filter	yes
Door/lid material	tinted glazed door
Housing material/colour	stainless steel/stainless steel
Design	SwingLine design
Handle	stainless steel slimline handle with integrated opening mechanism
Interior light	yes
Type of control	electronic control system
Temperature display	internal digital
Child proof function	yes
Fault: warning signal	visual and audible
Door open: warning signal	audible
Storage shelves	13
Wooden pull-out shelves on telescopic rails	10
Shelf material	wooden shelf
Lock	fitted
Door hinges	right, reversible on site
Climate rating	SN-ST
Refrigerant	R 600a
Gross/net weight	121/114 kg
Connection rating	2 A
Frequency/voltage	50 Hz/220-240 V
<b>Accessories</b>	
Activated charcoal filter	7440999
Plinth panel	-

<b>WTes 4677</b> Vinidor	<b>WT 4677</b> Vinidor	<b>WTes 1753</b> Vinidor	<b>WTUes 1653</b> Vinidor, under-worktop model
422/422 l	422/422 l	136/135 l	127/126 l
143	143	40	38
660/671/1855	660/671/1855	597/586/850	600/min. 580/820-870
533/489/1601	533/489/1601	510/420/681	510/420/640
0.9 kWh	0.9 kWh	0.6 kWh	0.6 kWh
dynamic	dynamic	dynamic	dynamic
3	3	2	2
+5°C to +20°C	+5°C to +20°C	+5°C to +20°C	+5°C to +20°C
3	3	2	2
yes	yes	yes	yes
tinted glazed door	tinted glazed door	tinted glazed door	tinted glazed door
stainless steel/stainless steel	steel/tinto	stainless steel/stainless steel	silver
SwingLine design	SwingLine design	HardLine	HardLine
stainless steel slimline handle with integrated opening mechanism	slimline handle with integrated opening mechanism	stainless steel slimline door handle	stainless steel slimline door handle
yes	yes	yes	yes
electronic control system	electronic control system	electronic control system	electronic control system
internal digital	internal digital	internal digital	internal digital
yes	yes	yes	yes
visual and audible	visual and audible	visual and audible	visual and audible
audible	audible	audible	audible
13	13	6	5
10	10	4	3
wooden shelf	wooden shelf	wooden shelf	wooden shelf
fitted	fitted	-	fitted
right, reversible on site	right, reversible on site	right, reversible on site	right, reversible on site
SN-ST	SN-ST	SN-ST	SN-ST
R 600a	R 600a	R 600a	R 600a
121/114 kg	124/118 kg	60/57 kg	56/53 kg
2 A	2 A	0.9 A	0.9 A
50 Hz/220-240 V	50 Hz/220-240 V	50 Hz/220-240 V	50 Hz/220-240 V
7440999	7440999	7440999	7440999
-	-	-	9001459

### Vinidor range - appliance overview

Model	Total gross/net capacity in l	Exterior dimensions in mm (w/d/h)	max. Bordeaux-bottles (0.75 l)	Temperature range
WTes 4677	422 l	660/671/1855	143	+5°C to +20°C
WT 4677	422 l	660/671/1855	143	+5°C to +20°C
WTes 1753	136/135 l	597/586/850	40	+5°C to +20°C
WTUes 1653	127/126 l	600/min. 580/820-870	38	+5°C to +20°C

Multi-temperature wine cabinets are suited especially for storing various types of wine at the respective drinking temperatures required. These appliances incorporate special components which layer the temperature. In the upper zone, for example, red wine can be kept at 18 °C and the lower zone at a temperature of 5 °C is suited particularly for white wine or champagne.



### Electronic control system

6 different temperature zones in the multitemperature wine cabinets provide the ideal drinking temperature for every wine. The lower area can be set to temperatures between 5 °C and 7 °C and the upper area to between 16 °C and 18 °C by the precision electronic control system of the GrandCru models.

### Practical lever handle

The new lever handle in the GrandCru range with integrated opening mechanism is ergonomically adapted to the respective door height and ensures top convenience for opening. This functional door handle allows the appliance door to be opened with ease.

### Multi-temperature wine storage cabinets GrandCru

<b>Total gross/net capacity</b>	
<b>Max. No. of Bordeaux bottles 0.75 l</b>	
<b>Exterior dimensions in mm (w/d/h)</b>	
<b>Interior dimensions in mm (w/d/h)</b>	
<b>Energy consumption in 24 h</b>	
<b>General</b>	
Cooling system	
Temperature zones	
Temperature range	
Separately adjustable cooling circuits	
Activated charcoal filter	
Lava stone	
Door/lid material	
Housing material/colour	
Design	
Handle	
Interior light	
Type of control	
Temperature display	
Child proof function	
Fault: warning signal	
Door open: warning signal	
Storage shelves	
Shelf material	
Lock	
Door hinges	
Climate rating	
Refrigerant	
Gross/net weight	
Connection rating	
Frequency/voltage	

### Accessories

Wooden folding shelf	7112477
Wooden pull-out shelf	9007787
Wooden shelf	7112479
Activated charcoal filter	7440999
Lava stone retrofit kit	9590785

### WTes 4176 GrandCru

396/381 l
173
660/671/1658
513/489/1420
0.6 kWh
static
6
+5°C to +18°C
1
yes
yes
stainless steel
stainless steel/stainless steel
SwingLine design
stainless steel slimline handle with integrated opening mechanism
yes
electronic control system
internal digital
yes
visual and audible
audible
6
wooden shelf, height-adjustable
fitted
right, reversible on site
SN-ST
R 600a
67/61 kg
1.0 A
50 Hz/220-240 V

### WTes 4177 GrandCru

409/394 l
173
660/671/1658
513/489/1420
0.7 kWh
static
6
+5°C to +18°C
1
yes
yes
tinted glazed door
stainless steel/stainless steel
SwingLine design
stainless steel slimline handle with integrated opening mechanism
yes
electronic control system
internal digital
yes
visual and audible
audible
6
wooden shelf, height-adjustable
fitted
right, reversible on site
SN-ST
R 600a
86/81 kg
1.2 A
50 Hz/220-240 V

### GrandCru and Vinothek multi-temperature wine cabinets - appliance overview

Model	Total gross/net capacity in l	Exterior dimensions in mm (w/d/h)	max. Bordeaux bottles (0.75 l)	Temperature range
WTes 4176	396/381 l	660/671/1658	173	+5°C to +18°C
WTes 4177	409/394 l	660/671/1658	173	+5°C to +18°C
WT 4176	401/386 l	660/671/1644	182	+5°C to +18°C
WT 4177	409/394 l	660/671/1658	173	+5°C to +18°C
WT 4126	401/386 l	660/671/1644	182	+5°C to +18°C
WT 4127	409/394 l	660/671/1658	173	+5°C to +18°C



**Multi-temperature wine storage cabinets GrandCru**

<b>Total gross/net capacity</b>	401/386 l	409/394 l
<b>Max. No. of Bordeaux bottles 0.75 l</b>	182	173
<b>Exterior dimensions in mm (w/d/h)</b>	660/671/1644	660/671/1658
<b>Interior dimensions in mm (w/d/h)</b>	513/489/1465	513/489/1420
<b>Energy consumption in 24 h</b>	0.6 kWh	0.7 kWh
<b>General</b>		
Cooling system	static	static
Temperature zones	6	6
Temperature range	+5°C to +18°C	+5°C to +18°C
Separately adjustable cooling circuits	1	1
Activated charcoal filter	yes	yes
Lava stone	yes	yes
Door/lid material	steel	tinted glazed door
Housing material/colour	steel/tinto	steel/tinto
Design	SwingLine design	SwingLine design
Handle	slimline handle with integrated opening mechanism	slimline handle with integrated opening mechanism
Interior light	yes	yes
Type of control	electronic control system	electronic control system
Temperature display	external digital	internal digital
Child proof function	yes	yes
Fault: warning signal	visual and audible	visual and audible
Door open: warning signal	audible	audible
Storage shelves	6	6
Shelf material	wooden shelf, height-adjustable	wooden shelf, height-adjustable
Lock	fitted	fitted
Door hinges	right, reversible on site	right, reversible on site
Climate rating	SN-ST	SN-ST
Refrigerant	R 600a	R 600a
Gross/net weight	68/62 kg	89/83 kg
Connection rating	1.0 A	1.2 A
Frequency/voltage	50 Hz/220-240 V	50 Hz/220-240 V
<b>Accessories</b>		
Wooden folding shelf	7112477	7112477
Wooden pull-out shelf	9007787	9007787
Wooden shelf	7112479	7112479
Activated charcoal filter	7440999	7440999
Lava stone retrofit kit	9590785	9590785

**WT 4176 GrandCru**

<b>Total gross/net capacity</b>	401/386 l	409/394 l
<b>Max. No. of Bordeaux bottles 0.75 l</b>	182	173
<b>Exterior dimensions in mm (w/d/h)</b>	660/671/1644	660/671/1658
<b>Interior dimensions in mm (w/d/h)</b>	513/489/1465	513/489/1420
<b>Energy consumption in 24 h</b>	0.6 kWh	0.7 kWh
<b>General</b>		
Cooling system	static	static
Temperature zones	6	6
Temperature range	+5°C to +18°C	+5°C to +18°C
Separately adjustable cooling circuits	1	1
Activated charcoal filter	yes	yes
Lava stone	yes	yes
Door/lid material	steel	tinted glazed door
Housing material/colour	steel/tinto	steel/tinto
Design	SwingLine design	SwingLine design
Handle	slimline handle with integrated opening mechanism	slimline handle with integrated opening mechanism
Interior light	yes	yes
Type of control	electronic control system	electronic control system
Temperature display	external digital	internal digital
Child proof function	yes	yes
Fault: warning signal	visual and audible	visual and audible
Door open: warning signal	audible	audible
Storage shelves	6	6
Shelf material	wooden shelf, height-adjustable	wooden shelf, height-adjustable
Lock	fitted	fitted
Door hinges	right, reversible on site	right, reversible on site
Climate rating	SN-ST	SN-ST
Refrigerant	R 600a	R 600a
Gross/net weight	68/62 kg	89/83 kg
Connection rating	1.0 A	1.2 A
Frequency/voltage	50 Hz/220-240 V	50 Hz/220-240 V
<b>Accessories</b>		
Wooden folding shelf	7112477	7112477
Wooden pull-out shelf	9007787	9007787
Wooden shelf	7112479	7112479
Activated charcoal filter	7440999	7440999
Lava stone retrofit kit	9590785	9590785

**WT 4177 GrandCru**

<b>Total gross/net capacity</b>	401/386 l	409/394 l
<b>Max. No. of Bordeaux bottles 0.75 l</b>	182	173
<b>Exterior dimensions in mm (w/d/h)</b>	660/671/1644	660/671/1658
<b>Interior dimensions in mm (w/d/h)</b>	513/489/1465	513/489/1420
<b>Energy consumption in 24 h</b>	0.6 kWh	0.7 kWh
<b>General</b>		
Cooling system	static	static
Temperature zones	6	6
Temperature range	+5°C to +18°C	+5°C to +18°C
Separately adjustable cooling circuits	1	1
Activated charcoal filter	yes	yes
Lava stone	yes	yes
Door/lid material	steel	tinted glazed door
Housing material/colour	steel/tinto	steel/tinto
Design	SwingLine design	SwingLine design
Handle	slimline handle with integrated opening mechanism	slimline handle with integrated opening mechanism
Interior light	yes	yes
Type of control	electronic control system	electronic control system
Temperature display	external digital	internal digital
Child proof function	yes	yes
Fault: warning signal	visual and audible	visual and audible
Door open: warning signal	audible	audible
Storage shelves	6	6
Shelf material	wooden shelf, height-adjustable	wooden shelf, height-adjustable
Lock	fitted	fitted
Door hinges	right, reversible on site	right, reversible on site
Climate rating	SN-ST	SN-ST
Refrigerant	R 600a	R 600a
Gross/net weight	68/62 kg	89/83 kg
Connection rating	1.0 A	1.2 A
Frequency/voltage	50 Hz/220-240 V	50 Hz/220-240 V
<b>Accessories</b>		
Wooden folding shelf	7112477	7112477
Wooden pull-out shelf	9007787	9007787
Wooden shelf	7112479	7112479
Activated charcoal filter	7440999	7440999
Lava stone retrofit kit	9590785	9590785

**Multi-temperature wine storage cabinets Vinothek**

<b>Total gross/net capacity</b>	401/386 l	409/394 l
<b>Max. No. of Bordeaux bottles 0.75 l</b>	182	173
<b>Exterior dimensions in mm (w/d/h)</b>	660/671/1644	660/671/1658
<b>Interior dimensions in mm (w/d/h)</b>	513/489/1465	513/489/1420
<b>Energy consumption in 24 h</b>	0.6 kWh	0.7 kWh
<b>General</b>		
Cooling system	static	static
Temperature zones	6	6
Temperature range	+5°C to +18°C	+5°C to +18°C
Separately adjustable cooling circuits	1	1
Activated charcoal filter	yes	yes
Lava stone	yes	yes
Door/lid material	steel	tinted glazed door
Housing material/colour	steel/tinto	steel/tinto
Design	SwingLine design	SwingLine design
Handle	ergonomic slimline handle	ergonomic slimline handle
Interior light	no	yes
Type of control	mechanical control system	mechanical control system
Temperature display	–	–
Child proof function	–	–
Fault: warning signal	–	–
Door open: warning signal	–	–
Storage shelves	6	6
Shelf material	wooden shelf	wooden shelf
Lock	can be retrofitted	can be retrofitted
Door hinges	right, reversible on site	right, reversible on site
Climate rating	SN-ST	SN-ST
Refrigerant	R 600a	R 600a
Gross/net weight	70/64 kg	91/85 kg
Connection rating	1,0 A	1,2 A
Frequency/voltage	50 Hz/220-240 V	50 Hz/220-240 V
<b>Accessories</b>		
Wooden folding shelf	7112477	7112477
Wooden pull-out shelf	9007787	9007787
Wooden shelf	7112479	7112479
Activated charcoal filter	7440999	7440999
Lava stone retrofit kit	9590785	9590785

**WT 4126 Vinothek**

<b>Total gross/net capacity</b>	401/386 l	409/394 l
<b>Max. No. of Bordeaux bottles 0.75 l</b>	182	173
<b>Exterior dimensions in mm (w/d/h)</b>	660/671/1644	660/671/1658
<b>Interior dimensions in mm (w/d/h)</b>	513/489/1465	513/489/1420
<b>Energy consumption in 24 h</b>	0.6 kWh	0.7 kWh
<b>General</b>		
Cooling system	static	static
Temperature zones	6	6
Temperature range	+5°C to +18°C	+5°C to +18°C
Separately adjustable cooling circuits	1	1
Activated charcoal filter	yes	yes
Lava stone	yes	yes
Door/lid material	steel	tinted glazed door
Housing material/colour	steel/tinto	steel/tinto
Design	SwingLine design	SwingLine design
Handle	ergonomic slimline handle	ergonomic slimline handle
Interior light	no	yes
Type of control	mechanical control system	mechanical control system
Temperature display	–	–
Child proof function	–	–
Fault: warning signal	–	–
Door open: warning signal	–	–
Storage shelves	6	6
Shelf material	wooden shelf	wooden shelf
Lock	can be retrofitted	can be retrofitted
Door hinges	right, reversible on site	right, reversible on site
Climate rating	SN-ST	SN-ST
Refrigerant	R 600a	R 600a
Gross/net weight	70/64 kg	91/85 kg
Connection rating	1,0 A	1,2 A
Frequency/voltage	50 Hz/220-240 V	50 Hz/220-240 V
<b>Accessories</b>		
Wooden folding shelf	7112477	7112477
Wooden pull-out shelf	9007787	9007787
Wooden shelf	7112479	7112479
Activated charcoal filter	7440999	7440999
Lava stone retrofit kit	9590785	9590785

**WT 4127 Vinothek**

<b>Total gross/net capacity</b>	401/386 l	409/394 l
<b>Max. No. of Bordeaux bottles 0.75 l</b>	182	173
<b>Exterior dimensions in mm (w/d/h)</b>	660/671/1644	660/671/1658
<b>Interior dimensions in mm (w/d/h)</b>	513/489/1465	513/489/1420
<b>Energy consumption in 24 h</b>	0.6 kWh	0.7 kWh
<b>General</b>		
Cooling system	static	static
Temperature zones	6	6
Temperature range	+5°C to +18°C	+5°C to +18°C
Separately adjustable cooling circuits	1	1
Activated charcoal filter	yes	yes
Lava stone	yes	yes
Door/lid material	steel	tinted glazed door
Housing material/colour	steel/tinto	steel/tinto
Design	SwingLine design	SwingLine design
Handle	ergonomic slimline handle	ergonomic slimline handle
Interior light	no	yes
Type of control	mechanical control system	mechanical control system
Temperature display	–	–
Child proof function	–	–
Fault: warning signal	–	–
Door open: warning signal	–	–
Storage shelves	6	6
Shelf material	wooden shelf	wooden shelf
Lock	can be retrofitted	can be retrofitted
Door hinges	right, reversible on site	right, reversible on site
Climate rating	SN-ST	SN-ST
Refrigerant	R 600a	R 600a
Gross/net weight	70/64 kg	91/85 kg
Connection rating	1,0 A	1,2 A
Frequency/voltage	50 Hz/220-240 V	50 Hz/220-240 V
<b>Accessories</b>		
Wooden folding shelf	7112477	7112477
Wooden pull-out shelf	9007787	9007787
Wooden shelf	7112479	7112479
Activated charcoal filter	7440999	7440999
Lava stone retrofit kit	9590785	9590785

## GrandCru wine storage cabinets



Wine storage cabinets are the ideal choice for storing large stocks of wine for longer periods. These appliances are also perfect for storing large amounts at the optimum drinking temperature. The temperature selected is maintained at a uniform, constant level throughout the interior of wine storage cabinets.



### Electronic control system

The wine storage cabinets of the GrandCru range are equipped with an accurate electronic control system with digital temperature display. With this control system the temperatures can be set to the degree required in the range of 5 °C to 20 °C. The temperature in the Vinothek range is freely adjustable using a rotary control button.

### Stable wooden shelves

The bottle shelves made of untreated wood are height-adjustable to provide an optimum overview and a clear storage layout. The bottles can be stored in opposite directions for full use of the capacity. The wooden shelves are designed to safely hold Bordeaux bottles.



GrandCru wine storage cabinets - appliance overview				
Model	Total gross/net capacity in l	Exterior dimensions in mm (w/d/h)	max. Bordeaux bottles (0.75 l)	Temperature range
WK 4676	453/433 l	660/671/1841	193	+5°C to +20°C
WK 4677	462/444 l	660/671/1855	187	+5°C to +20°C
WKes 4176	390/373 l	660/671/1658	162	+5°C to +20°C
WKes 4177	403/386 l	660/671/1658	162	+5°C to +20°C
WK 4176	395/376 l	660/671/1644	168	+5°C to +20°C
WK 4177	403/386 l	660/671/1658	162	+5°C to +20°C
WK 2977	285/274 l	660/671/1264	108	+5°C to +20°C
WK 1853	153/142 l	597/586/850	59	+5°C to +20°C
WKUes 1753	144/133 l	600/min. 580/820-870	59	+5°C to +20°C
WK 4126	395/376 l	660/671/1664	168	+5°C to +20°C
WK 2926	281/268 l	660/671/1250	119	+5°C to +20°C
WK 2927	285/274 l	660/671/1264	115	+5°C to +20°C
WK 5700	560/545 l	750/710/1708	231	+5°C to +20°C
WK 1806	174/168 l	600/605/889	68	+5°C to +20°C
WK 1802	174/168 l	600/605/889	68	+5°C to +20°C
WKUes 1800	180/174 l	600/600/850	64	+5°C to +20°C

### Wine storage cabinets GrandCru

<b>Total gross/net capacity</b>	
<b>Max. No. of Bordeaux bottles</b>	0.75 l
<b>Exterior dimensions in mm (w/d/h)</b>	
<b>Interior dimensions in mm (w/d/h)</b>	
<b>Energy consumption in 24 h</b>	
<b>General</b>	
Cooling system	
Temperature zones	
Temperature range	
Activated charcoal filter	
Door/lid material	
Housing material/colour	
Design	
Handle	
Interior light	
Type of control	
Temperature display	
Child proof function	
Fault: warning signal	
Door open: warning signal	
Storage shelves	
Shelf material	
Lock	
Door hinges	
Climate rating	
Refrigerant	
Gross/net weight	
Connection rating	
Frequency/voltage	
<b>Accessories</b>	
Wooden folding shelf	
Wooden pull-out shelf	
Wooden shelf	
Activated charcoal filter	

### WK 4676 GrandCru

453/433 l
193
660/671/1841
513/489/1660
0.5 kWh
dynamic
1
+5°C to +20°C
yes
steel
steel/tinto
SwingLine design
slimline handle with integrated opening mechanism
yes
electronic control system
external digital
yes
visual and audible
audible
7
wooden shelf
fitted
right, reversible on site
SN-T
R 600a
74/68 kg
1.2 A
50 Hz/220-240 V
7112477
9007787
7112479
7440999

### WK 4677 GrandCru

462/444 l
187
660/671/1855
513/489/1615
0.6 kWh
dynamic
1
+5°C to +20°C
yes
glass
steel/tinto
SwingLine design
slimline handle with integrated opening mechanism
yes
electronic control system
internal digital
yes
visual and audible
audible
7
wooden shelf
fitted
right, reversible on site
SN-ST
R 600a
97/91 kg
1.2 A
50 Hz/220-240 V
7112477
9007787
7112479
7440999

### WKes 4176 GrandCru

390/373 l
162
660/671/1658
513/489/1465
0.4 kWh
dynamic
1
+5°C to +20°C
yes
stainless steel
stainless steel/stainless steel
SwingLine design
integrated opening mechanism
yes
electronic control system
internal digital
yes
visual and audible
audible
6
wooden shelf
fitted
right, reversible on site
SN-T
R 600a
67/61 kg
1.0 A
50 Hz/220-240 V
7112477
9007787
7112479
7440999



**Wine storage cabinets GrandCru**

<b>Total gross/net capacity</b>	
<b>Max. No. of Bordeaux bottles 0.75 l</b>	
<b>Exterior dimensions in mm (w/d/h)</b>	
<b>Interior dimensions in mm (w/d/h)</b>	
<b>Energy consumption in 24 h</b>	
<b>General</b>	
Cooling system	
Temperature zones	
Temperature range	
Activated charcoal filter	
Door/lid material	
Housing material/colour	
Design	
Handle	
Interior light	
Type of control	
Temperature display	
Child proof function	
Fault: warning signal	
Storage shelves	
Shelf material	
Lock	
Door hinges	
Climate rating	
Refrigerant	
Gross/net weight	
Connection rating	
Frequency/voltage	

<b>Accessories</b>	
Wooden folding shelf	
Wooden pull-out shelf	
Wooden shelf	
Activated charcoal filter	

**WKes 4177 GrandCru**

403/386 l	162	660/671/1658	513/489/1420	0.5 kWh	dynamic	1	+5°C to +20°C	yes	tinted glazed door	stainless steel/stainless steel	SwingLine design	stainless steel slimline handle with integrated opening mechanism	yes	electronic control system	internal digital	yes	visual and audible	6	wooden shelf	fitted	right, reversible on site	SN-ST	R 600a	86/81 kg	1.2 A	50 Hz/220-240 V
-----------	-----	--------------	--------------	---------	---------	---	---------------	-----	--------------------	---------------------------------	------------------	---	-----	---------------------------	------------------	-----	--------------------	---	--------------	--------	---------------------------	-------	--------	----------	-------	-----------------

**WK 4176 GrandCru**

395/376 l	168	660/671/1644	513/489/1465	0.4 kWh	dynamic	1	+5°C to +20°C	yes	steel	steel/tinto	SwingLine design	slimline handle with integrated opening mechanism	yes	electronic control system	external digital	yes	visual and audible	6	wooden shelf	fitted	right, reversible on site	SN-T	R 600a	68/62 kg	1.0 A	50 Hz/220-240 V
-----------	-----	--------------	--------------	---------	---------	---	---------------	-----	-------	-------------	------------------	---	-----	---------------------------	------------------	-----	--------------------	---	--------------	--------	---------------------------	------	--------	----------	-------	-----------------

**WK 4177 GrandCru**

403/386 l	162	660/671/1658	513/489/1420	0.5 kWh	dynamic	1	+5°C to +20°C	yes	tinted glazed door	steel/tinto	SwingLine design	slimline handle with integrated opening mechanism	yes	electronic control system	internal digital	yes	visual and audible	6	wooden shelf	fitted	right, reversible on site	SN-ST	R 600a	89/83 kg	1.20 A	50 Hz/220-240 V
-----------	-----	--------------	--------------	---------	---------	---	---------------	-----	--------------------	-------------	------------------	---	-----	---------------------------	------------------	-----	--------------------	---	--------------	--------	---------------------------	-------	--------	----------	--------	-----------------

**Wine storage cabinets GrandCru**

<b>Total gross/net capacity</b>	
<b>Max. No. of Bordeaux bottles 0.75 l</b>	
<b>Exterior dimensions in mm (w/d/h)</b>	
<b>Interior dimensions in mm (w/d/h)</b>	
<b>Energy consumption in 24 h</b>	
<b>General</b>	
Cooling system	
Temperature zones	
Temperature range	
Activated charcoal filter	
Door/lid material	
Housing material/colour	
Design	
Handle	
Interior light	
Type of control	
Temperature display	
Child proof function	
Fault: warning signal	
Storage shelves	
Shelf material	
Lock	
Door hinges	
Climate rating	
Refrigerant	
Gross/net weight	
Connection rating	
Frequency/voltage	

<b>Accessories</b>	
Wooden folding shelf	
Wooden pull-out shelf	
Wooden shelf	
Activated charcoal filter	
Plinth panel	

**WK 2977 GrandCru**

285/274 l	108	660/671/1264	513/489/1025	0.5 kWh	dynamic	1	+5°C to +20°C	yes	tinted glazed door	steel/tinto	SwingLine design	slimline handle with integrated opening mechanism	yes	electronic control system	internal digital	yes	visual and audible	5	wooden shelf	fitted	right, reversible on site	SN-ST	R 600a	71/68 kg	1.0 A	50 Hz/220-240 V
-----------	-----	--------------	--------------	---------	---------	---	---------------	-----	--------------------	-------------	------------------	---	-----	---------------------------	------------------	-----	--------------------	---	--------------	--------	---------------------------	-------	--------	----------	-------	-----------------

Also available with full panel door as **WK 2976**

7112477	9007787	7112479	7440999	-
---------	---------	---------	---------	---

**WK 1853 GrandCru**

153/142 l	59	597/586/850	510/435/680	0.5 kWh	dynamic	1	+5°C to +20°C	yes	tinted glazed door	steel/tinto	HardLine	ergonomic slimline handle	yes	electronic control system	internal digital	yes	visual and audible	4	grid shelves galvanised	-	right, reversible on site	SN-ST	R 600a	55/53 kg	0.8 A	50 Hz/220-240 V
-----------	----	-------------	-------------	---------	---------	---	---------------	-----	--------------------	-------------	----------	---------------------------	-----	---------------------------	------------------	-----	--------------------	---	-------------------------	---	---------------------------	-------	--------	----------	-------	-----------------

-	-	-	7440999	-
---	---	---	---------	---

**WKUes 1753 GrandCru, under-worktop model**

144/133 l	59	600/min. 580/820-870	510/435/640	0.5 kWh	dynamic	1	+5°C to +20°C	yes	tinted glazed door	stainless steel/stainless steel	-	stainless steel slimline door handle	yes	electronic control system	internal digital	yes	visual and audible	4	grid shelves galvanised	fitted	right, reversible on site	SN-ST	R 600a	53/50 kg	1.0 A W	50 Hz/220-240 V
-----------	----	----------------------	-------------	---------	---------	---	---------------	-----	--------------------	---------------------------------	---	--------------------------------------	-----	---------------------------	------------------	-----	--------------------	---	-------------------------	--------	---------------------------	-------	--------	----------	---------	-----------------

-	-	-	7440999	9001459
---	---	---	---------	---------





**Wine storage cabinets**  
**Vinothek**

<b>Total gross/net capacity</b>	
<b>Max. No. of Bordeaux bottles 0.75 l</b>	
<b>Exterior dimensions in mm (w/d/h)</b>	
<b>Interior dimensions in mm (w/d/h)</b>	
<b>Energy consumption in 24 h</b>	
<b>General</b>	
Cooling system	
Temperature zones	
Temperature range	
Activated charcoal filter	
Door/lid material	
Housing material/colour	
Design	
Interior light	
Type of control	
Temperature display	
Storage shelves	
Shelf material	
Lock	
Door hinges	
Climate rating	
Refrigerant	
Gross/net weight	
Connection rating	
Frequency/voltage	
<b>Accessories</b>	
Grid shelf galvanised with protective coating	
Activated charcoal filter	
Wooden folding shelf	
Wooden pull-out shelf	

<b>WK 4126</b> Vinothek	<b>WK 2926</b> Vinothek	<b>WK 2927</b> Vinothek
395/376 l	281/268 l	285/274 l
168	119	115
660/671/1644	660/671/1250	660/671/1264
513/489/1465	513/489/1070	513/489/1025
0.4 kWh	0.4 kWh	0.5 kWh
dynamic	dynamic	dynamic
1	1	1
+5°C to +20°C	+5°C to +20°C	+5°C to +20°C
yes	yes	yes
steel	steel	tinted glazed door
steel/tinto	steel/tinto	steel/tinto
SwingLine design	SwingLine design	SwingLine design
–	–	yes
mechanical control system	mechanical control system	mechanical control system
external digital	external digital	external digital
6	4	4
wooden shelf	wooden shelf	wooden shelf
can be retrofitted	can be retrofitted	can be retrofitted
right, reversible on site	right, reversible on site	right, reversible on site
SN-T	SN-T	SN-ST
R 600a	R 600a	R 600a
69/63 kg	56/53 kg	73/69 kg
1.0 A	1.0 A	1.2 A
50 Hz/220-240 V	50 Hz/220-240 V	50 Hz/220-240 V
Also available with glass door as <b>WK 4127</b>		
–	–	–
7440999	7440999	7440999
7112477	7112477	7112477
9007787	9007787	9007787


<b>WK 5700</b> Vinothek	<b>WK 1806</b> Vinothek	<b>WK 1802</b> Vinothek	<b>WKUes 1800</b> Vinothek
560/545 l	174/168 l	174/168 l	180/174 l
231	68	68	64
750/710/1708	600/605/889	600/605/889	600/600/850
628/542/1515	513/441/735	513/441/735	513/448/700
0.7 kWh	0.6 kWh	0.8 kWh	0.7 kWh
dynamic	dynamic	dynamic	dynamic
1	1	1	1
+5°C to +20°C	+5°C to +20°C	+5°C to +20°C	+5°C to +20°C
yes	yes	yes	yes
steel	steel	tinted glazed door	steel
steel/tinto	steel/tinto	steel/tinto	stainless steel/stainless steel
HardLine	SwingDesign	SwingDesign	HardLine
–	–	yes	yes
mechanical control system	mechanical control system	mechanical control system	mechanical control system
external analogue	external analogue	external analogue	external digital
7	4	4	4
clear-coated wire shelves	clear-coated wire shelves	clear-coated wire shelves	clear-coated wire shelves
fitted	fitted	fitted	–
right, reversible on site	right, reversible on site	right, reversible on site	right, reversible on site
SN-T	SN-T	N-ST	SN
R 600a	R 600a	R 600a	R 134a
84/78 kg	38/35 kg	48/45 kg	39/36 kg
1.5 A	1.0 A	1.0 A	1.0 A
50 Hz/220-240 V	50 Hz/220-240 V	50 Hz/220-240 V	50 Hz/220-240 V
7112623	7112625	7112625	7112625
7440999	7440999	7440999	7440999
–	–	–	–
–	–	–	–

## Practical and to suit every requirement



### Infrared key or interface converter with documentation software

With the aid of the infrared key, the temperature data can be read directly on the ProfiPremiumline, via the interface, for documentation. Central temperature and alarm status readout is possible on the appliance via the serial bus interface (RS 485). A special interface converter is included in delivery. Both versions come with the suitable software. Suitable for the GKPv..80 and GGPv..80 models.



### Castor base

The sturdy castor base makes transport easier when refrigerators should be moved. Its solid quality guarantees long service life. Suitable for FKS-, BKv- and TGS models.



### L-shaped trayslides

Further L-shaped trayslides are available for the use of bakery trays (600x400 mm). Suitable for the BKv 4000 model.



### U-shaped trayslides

Additional U-shaped trayslides are also available as accessories. Suitable for the GKPv 14.. and GGPv 14.. models.



### L-shaped trayslides

Further L-shaped trayslides are available for the use of bakery trays. Suitable for BKPv and BGPv models.



### 304-grade stainless steel shelves

The stainless steel shelves from Liebherr meet the most stringent hygiene requirements and are resistant to acids and other chemicals. Maximum shelf load 60 kg.



### Roller set GGU

The sturdy set of rollers is designed to make withdrawing a cabinet easier for cleaning purposes. Increases unit height by 35 mm. Its solid quality guarantees long service life. Suitable for the GGU 15.. models.



### Optional castor set

Sturdy castors provide high mobility and make it easy to clean the floor. The castors are screwed directly onto the housing. Two castors with brake. Suitable for GKv and GG 52 models.



### Universal trayslides

Additional universal trayslides to take GN 1/1 or bakery-standard containers are available as accessories. Suitable for TGS 4000.



### Optional castor set

Sturdy castors provide high mobility and make it easy to clean the floor. Two castors with brake. Suitable for the GKPv, GGPv, BKPv and BGPv models.



### Foot pedal opener

If you don't have a hand free, you can conveniently open the appliance using the pedal available as an accessory. Suitable for the GKPv, GGPv, BKPv and BGPv models.

### Neutral retrofit control panel

A neutral control panel is available as an accessory from Liebherr for changing the appliances over to a different electronic control system for retrofit purposes. Suitable for the GKv and GG 52 models.



### Stacking kit

The stacking kit opens up further options for use, permitting odour and temperature separation where floor space is confined. Any combination of the following appliances is possible using the stacking kit: the GGU 1550 Gastro freezer, the UKU 1850 forced-air universal refrigerator and the UKU 1852 universal refrigerator with high quality glass door. Suitable for GGU 15 and UKU 18 models.



### Adjustable legs

The adjustable legs allow plenty of clearance for easy and convenient cleaning under the appliance for when day-to-day hygiene is particularly important.

Suitable for FKv(sl) Premium and FKS models.



### Optional castor set

The optional castor set for permanent fitting makes appliances much easier to transport. The set consists of 4 castors and all necessary fittings such as screws and washers.

Suitable for FKS 18, FKU 18 and UKU 18 models.



### Standard electronic unit retrofit kit

A standard electronic unit with temperature alarm can be used in the Premium appliances with the aid of a retrofit kit.

Suitable for FKv(sl) Premium models.



### Castor base

The sturdy castor base makes it easier to move appliances from place to place. A solid quality accessory designed to last.

Suitable for FKS and FKv(sl) Premium models.



### Safety bracket

The sturdy safety bracket for use on larger FKS/UKS and FKv(sl) models protects the condenser on the back of the appliance and the underside of the appliance optimally against impact during transportation. Ideal for use when transporting appliances by lorry.

Suitable for the FKS 36, 50 and FKv(sl) 41, 36 and 54 models.



### Safety bracket with display protection

This safety bracket additionally safeguards the illuminated advertising display. The display protector can be folded back after the appliance has been installed, making it unnecessary to dismantle it if the appliance is often moved.

Suitable for FKDv 3712 model.



### Lock options

Additional cylinders with different keys are available for FKDv 4302, FKS, UKU and FKU models.



### Gravity feed shelf for bottles

On the gravity feed shelf, the 0.5 l bottles are always ready to hand at the front. The gravity feed shelf can be drawn out on telescopic rails for replenishing supplies.

Suitable for FKS 18, 26 and 36 models.



### Scanner rail

Price labels and bar codes are easy to read on the practical scanner rail, attached to the front of the grid shelves. So customers can see at a glance what the products cost.

Suitable for the FKDv, FKS 18, FKS 26, FKS 36 and FKv(sl) models.



### Stacking kit

The stacking kit opens up further options for use, permitting odour and temperature separation where floor space is confined. Any combination of the following appliances is possible using the stacking kit: the GGU 1550 Gastro freezer, the UKU 1850 forced-air universal refrigerator and the UKU 1852 universal refrigerator with high quality glass door.

Suitable for GGU 15 and UKU 18 models.



**Lid lock**

A lid lock can be installed on all models to secure the contents of the chest appliance. Suitable for all GTE, GTI, FT and FTI models.

**Baskets**

Goods can be presented clearly with the suspended baskets. Suitable for all GTE models.



**Activated charcoal filter**

The easily replaceable activated charcoal filter ensures that the quality of air in each wine zone is at its very best. Suitable for all wine models.



**Plinth panel**

To lend visual appeal to the front, a plinth panel with ventilation grille can be ordered as an accessory for all under-worktop appliances. Suitable for the WTUes 1653, GWUes 1753 and WKUes 1753 models.



**Wooden folding shelf**

As an optional accessory for our 66 cm multi-temperature wine cabinets, we offer wooden folding shelves on which you can present your wines or stand open bottles. Suitable for the WK 29, 41, 46 and WT 41 models.



**Wooden pull-out shelf**

The stable wooden pull-out shelves, which are also available as an optional accessory, provide a good view of your wines and make them easily accessible. Suitable for the WK 29, 41, 46 and WT 41 models.